



WORLD'S LEADING AIR CONDITIONING  
COMPANY FROM JAPAN

**VRV S**

Shaping air to your needs



# CONTENTS

---

04

Introduction

06

Main Features

11

Indoor Unit line-up

---

37

Indoor Unit Specifications

47

Outdoor Unit Specifications

---

48

Control System

# ABOUT DAIKIN

Daikin is a leading innovator and provider of advanced, high-quality air-conditioning solutions for residential, commercial and industrial applications. As World's Leading Air-Conditioning Company, Daikin is committed to delivering air-conditioning solutions that enhance the quality of life all around the world.

A diverse multinational company, Daikin Industries Ltd., active in air-conditioning, chemicals and oil hydraulics, was established in 1924. With headquarters at Osaka, Japan, the Daikin family has over \*98,162 members, working across 100+ production units and a large customer base in over 170 countries worldwide. As the world's sole manufacturer that develops a long line of products, from refrigerants to air-conditioners, Daikin advocates comfortable living on the strength of advanced technologies.

Today, the world is a single global market, and Daikin continues to address new challenges, creating headways and achieving milestones.



\*As per March 31\* 2024 total number of employees are 98,162 (Non-consolidated: 7,654).

# EXPLORING NEW R&D FRONTIERS

At Daikin, we are creating value through innovative technologies. As a global industry frontrunner, we are carrying out research and development on the world's most advanced air-conditioning technology.

Our strong R&D edge has helped us create futuristic products that enrich people's lives. As symbolised by the VRV, Daikin has put forth a multitude of products and varied technology that have always been, and continue to be at the forefront of innovation.


To be able to offer such products and services that delight and astound our customers, we have constructed an advanced R&D architecture.



Environmental technology research laboratory: Intensive research on environmentally conscious, energy saving air-conditioning technology.

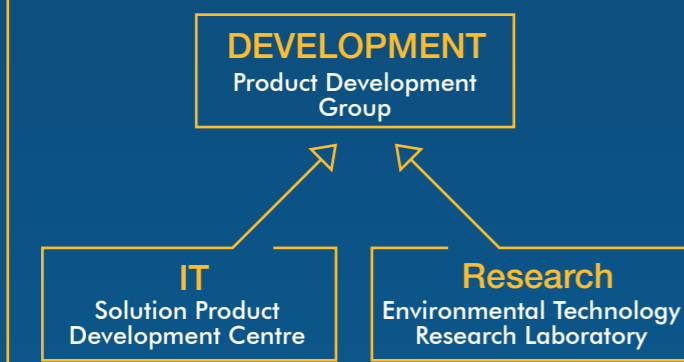
Accelerating globalisation of our air-conditioning business and varied needs of customers across geographies are increasing our research challenges. We have established a research laboratory devoted to the two fields of 'air-conditioning' and 'the environment'. With our mission to promote energy savings in air-conditioners, we are engaged in R&D on cutting-edge technologies. Our aim is to create futuristic products from fundamental research on motor inverters and other areas to support individual product development.

Going forward, we will elevate our technology edge to achieve further business expansion globally.



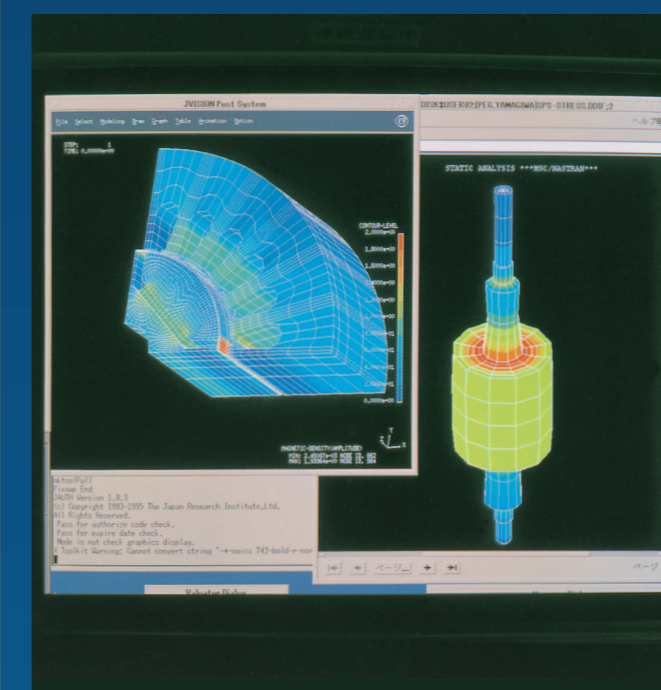
Formation of a three-division system of research and development to support our superior products.

To create more advanced functions and new value, we have instituted specialised R&D divisions: the 'Environmental Technology Research Laboratory' and the 'Solution Product Development Centre'. In combination with the Product Development Group, each of the three divisions work in close cooperation to precisely ascertain the customers' needs and to enable commercialisation of products, incorporating advanced technology that take the lead over our competitors.



The solutions product development centre: integrating air-conditioners with IT.

Keeping in mind the changes in business brought in by the computerisation and networking of society, we have integrated IT into our air-conditioners, including communication technology, software technology and digital control. We are initiating R&D that will offer new system services - a comfortable environment with superior energy savings by networking air-conditioners. Such a scenario will enable them to exchange information with service centres.



# INTRODUCING 'VRV S'

VRV S is the ideal air-conditioning system as it replaces multiple outdoor units with only one unit, maintaining the picturesque view of the building. VRV S is ideally suited for small offices, shops, gyms and residences as it offers panoply of indoor units, which can be connected with only one outdoor unit.

# WHY 'VRV S'?

In a conventional split air-conditioning system, a house requires same number of outdoor units and indoor units. For example, a house with four rooms will have four indoor units and four outdoor units.

With increase in number of rooms the number of outdoor units also keeps on increasing; a big house may require more than 15 outdoor units. An apartment or a house that does not have sufficient space will find it difficult to accommodate numerous outdoor units. Even if the outdoor units are somehow crowded together, they will consume a lot of space, look cluttered and ruin the aesthetics of the house.


VRV S replaces all the outdoor units of the house with just one outdoor unit. A total of 19 indoor units can be connected to one outdoor unit to create the space you have always desired. Also there are different styles of indoor units like cassette type, duct type and hi-wall, among others that can be connected with a single outdoor unit. Furthermore, actual piping length of up to 150 meters coverage of widespread spaces is ensured.

**4S** Space saving  
Sufficient capacity  
Slim design  
Sound-reduced



## THE IDEAL AIR-CONDITIONING SYSTEM FOR SMALL OFFICES AND SHOPS

Easy installation **1E**



VRV S is available up to 12 HP (9.6 Ton) and a maximum of 19 indoor units can be connected with one outdoor unit. The compact, trunk-shaped outdoor unit can easily be installed on a balcony or ledge creating a spick and span space around the building.



Outdoor unit can be installed on a balcony.

The compact, trunk-shaped outdoor unit can easily be installed on a balcony, realising complete system installation within each floor. This enables more useful utilisation of the space on the building rooftop.

# MAIN FEATURES

## Wide range of choices

To suit the variety of rooms found in small offices and shops, the VRV S system offers a wide range of indoor and outdoor units.

VRV S indoor and outdoor units are almost as easy to install as residential air-conditioning systems, making them ideal for small offices and shops.

### Outdoor units

#### 12 models

Outdoor unit can be selected from six models to provide the power that suits your needs. The trunk-shaped outdoor unit can be neatly installed outside the office.



Outdoor unit line-up			
<b>MODEL NAME</b>	RX(Y)MQ4	RX(Y)MQ5	RX(Y)MQ6
<b>CAPACITY RANGE</b>	4 HP (11.2 KW)	5 HP (14.0 KW)	6 HP (16 KW)
<b>CAPACITY INDEX</b>	100	125	150
<b>MODEL NAME</b>	RX(Y)MQ8	RX(Y)MQ10	RX(Y)MQ12
<b>CAPACITY RANGE</b>	8 HP (22.4 KW)	10 HP (28 KW)	12 HP (33.5 KW)
<b>CAPACITY INDEX</b>	200	250	300



# MAIN FEATURES

## Energy efficiency and quiet operation

Outdoor units use Daikin's unique compressor to realise energy saving performance and quiet operation.

### High COP during both cooling and heating operations

One of the top features of VRV S is its energy efficiency. It achieves high COP during cooling and heating operations by employing Daikin's unique compressor.

### Quiet operation provides luxurious comfort

Quietness is yet another important feature of Daikin's VRV S system. To reduce noise and realise comfortable operation, latest technologies and features are applied to the outdoor units.

### Night-time quiet operation function

#### Operation sound level selectable from 3 steps for the night mode

##### Mode 1 Automatic mode

Set on the outdoor PCB. Time of maximum temperature is memorised. The low operating mode will become active 8 hours<sup>\*1</sup> after the peak temperature in the daytime, and operation will return to normal 10 hours<sup>\*2</sup> after that. The operation sound level for the night mode can be selected from 49 dB(A) (Step 1), 46 dB(A) (Step 2) and 43 dB(A) (Step 3).

##### Mode 2 Manual mode

Starting time and ending time can be entered. (An external control adaptor for outdoor unit, DTA104A61 or DTA104A62, and a locally obtained timer are necessary.)

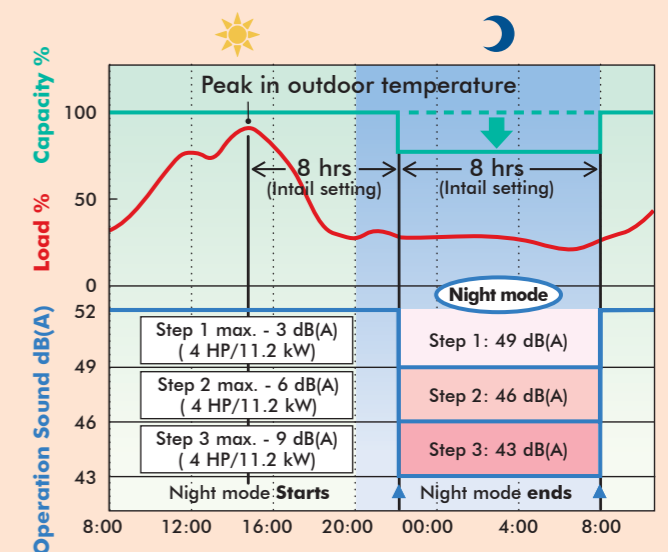
##### Mode 3 Combined mode

Combinations of modes 1 and 2 can be used depending on your needs.

\*1. Initial setting. Can be selected from 6, 8 and 10 hours.

\*2. Initial setting. Can be selected from 8, 9 and 10 hours.

#### Mode 1 Automatic mode



Note:

- This function is available in setting at site.
- The relationship of outdoor temperature (load) and time shown in the graph is just an example.
- The capacity reduction rate differs depending on the operation sound level step selected.

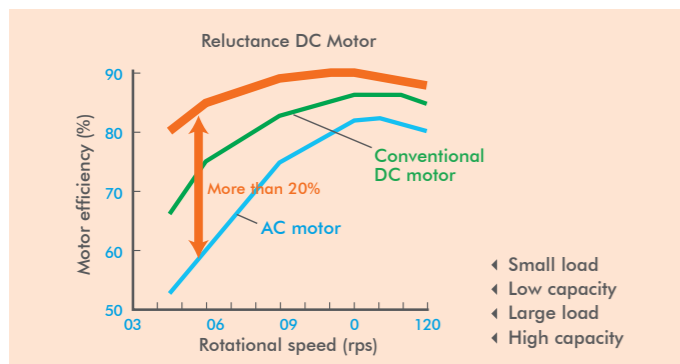
# MAIN FEATURES

## A collection of cutting-edge technologies realises efficient and quiet operation

The high efficiency compressor to achieve a higher COP.

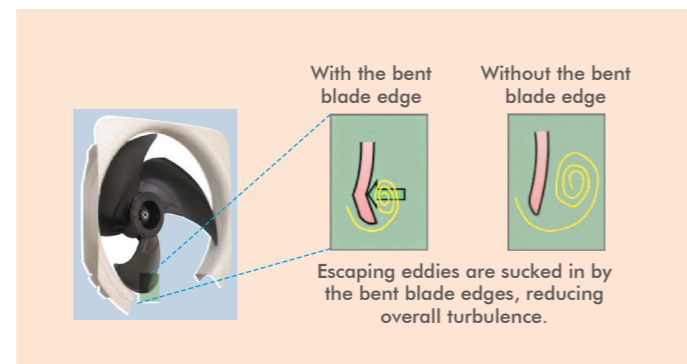
### Compressor equipped with Reluctance DC motor

Daikin DC inverter models are equipped with the Reluctance DC motor for compressor. The Reluctance DC motor uses 2 different types of torque, neodymium magnet\*1 and reluctance torque\*2. This motor can save energy because it generates more power with a smaller electric power than an AC or conventional DC motor.



### Smooth air inlet Bell Mouth and Aero Spiral Fan

These two features work to reduce sound. Guides are added to the bell mouth intake to reduce turbulence in the airflow generated by fan suction. The Aero Spiral Fan features fan blades with the bent blade edges, further reducing turbulence.



# MAIN FEATURES

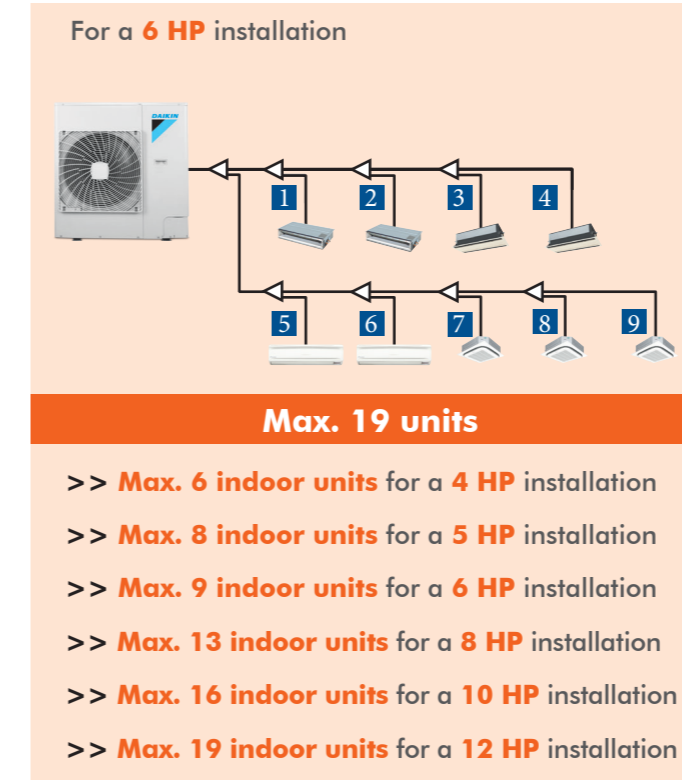
## Design flexibility

VRV S systems offer broad design flexibility with long refrigerant piping lengths and multiple indoor unit combinations, which provide generous freedom for office and shop design both inside and outside.

### As many as 19 indoor units can be connected to a single outdoor unit

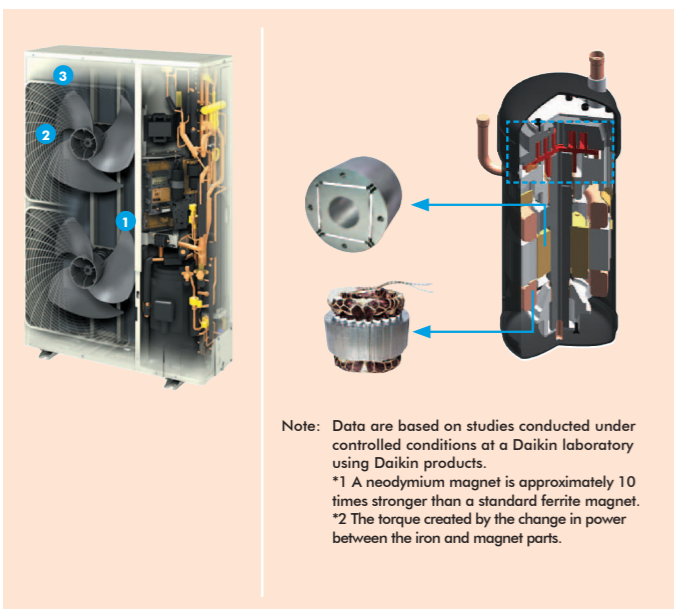
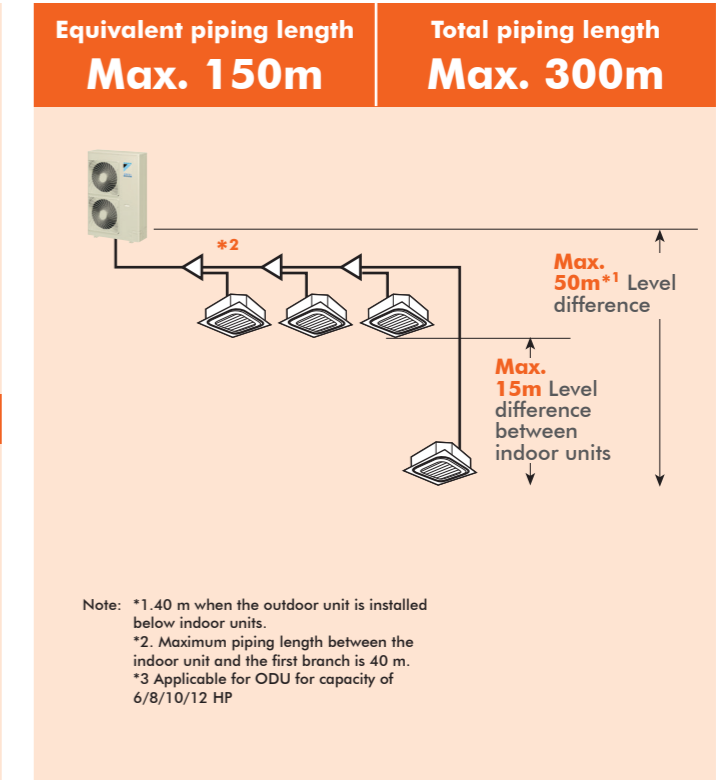
Multiple indoor unit combinations are possible.\* As many as 19 indoor units can be connected to a single outdoor unit, making the VRV S a remarkably versatile system.

\* Total capacity index of connectable indoor units must be 50 - 130 % of the capacity index of the outdoor unit.



### Long piping design possible

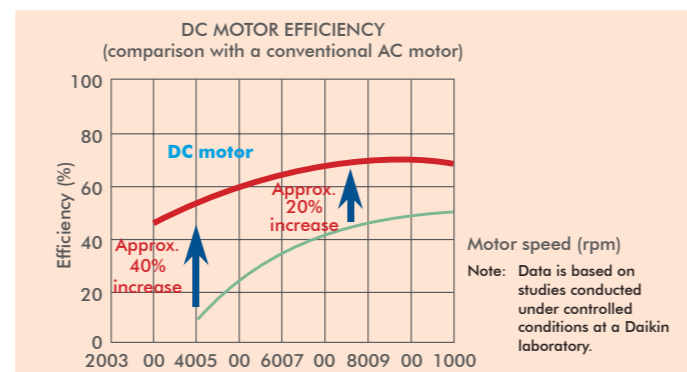
The VRV S provides the long piping length possibility of 150m, with a total piping length of 300m. If the outdoor unit is installed above indoor units, the level difference can be up to a maximum of 50m. These generous allowances facilitate an extensive variety of system designs.



### DC fan motor

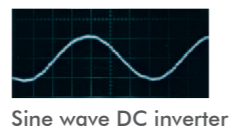
Efficiency improved in all areas compared to conventional AC motors, especially at low speeds.

DC FAN MOTOR STRUCTURE



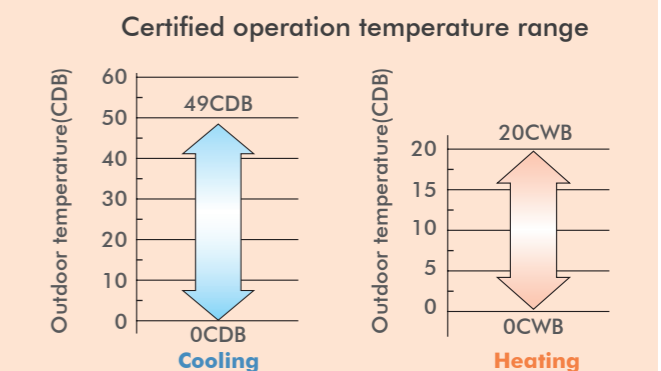
### >> Smooth sine wave DC inverter

Use of an optimised sine wave smooths motor rotation, further improving operating efficiency.



### Wide operation temperature range

The versatile operation range of the VRV S system works to reduce limitations on installation locations. The operation temperature range for heating goes all the way down to 0°C, while cooling can be performed with outdoor temperatures as high as 49°C.



# MAIN FEATURES

## Easy installation

A variety of functions are provided that make installation easier, such as simple wiring and piping and automatic test operation.

### Automatic test operation

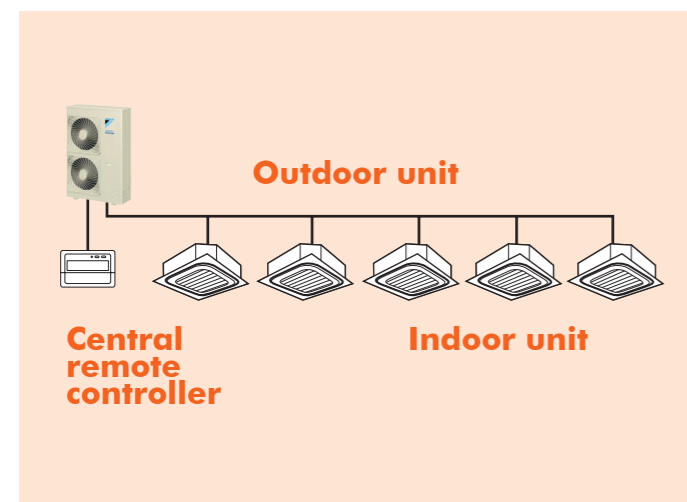
Simply press the test operation button and the unit performs an automatic system check, including wiring, shutoff valves and sensors. The results are returned automatically after the check finishes.

### Simple wiring and piping connection

Unique piping and wiring systems make it possible to install a VRV S system quickly and easily.

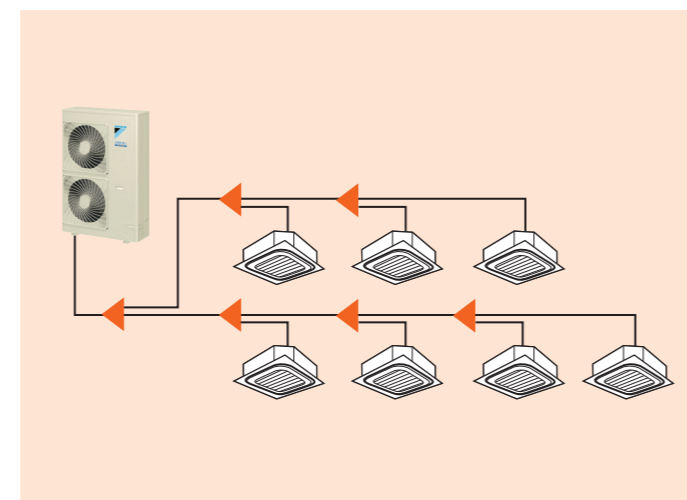
### >> Super wiring system

A super wiring system is used to enable shared use of the wiring between indoor and outdoor units and the central control wiring with a relatively simple wiring operation. The DIII-NET communication system is employed to enable the use of advanced control systems.



### >> REFNET piping system

Daikin's advanced REFNET piping system makes installation easy. Only two main refrigerant lines are required in any one system. REFNET greatly reduces the imbalances in refrigerant flow between units, while using small-diameter piping.



# INDOOR UNIT LINE-UP

## Enhanced Range Of Choices

A variety of VRV indoor units is enabled in one system, opening the door to stylish and quiet indoor units.

### VRV Indoor Units

15 types 67 models

Type	Model Name	Capacity Range Capacity Index	0.8 HP	1 HP	1.25 HP	1.6 HP	2 HP	2.5 HP	3 HP	3.2 HP	4 HP	5 HP	6 HP	7 HP	8 HP	10 HP	16 HP	20 HP
			20	25	32	40	50	63	71	80	100	125	140	170	200	250	400	500
Ceiling Mounted Cassette Round Flow & Round Flow with Sensing (Optional)	FXFSQ-ARV16		●	●	●	●	●	●	●	●	●	●	●					
Ceiling Mounted Cassette (Compact Multi Flow)	FXZQ-BVM6		●	●	●	●	●											
Ceiling Mounted Cassette (Double Flow)	FXCQ-BVM6		●	●	●	●	●			●	●							
Ceiling Mounted Cassette Corner	New FXKQ-AV				●	●	●											
Slim Ceiling Mounted Duct	FXDQ-PDV36 (with drain pump) (700mm width type)		●	●	●													
	FXDQ-NDV36 (with drain pump) (900/1,100mm width type)					●	●	●										
Ceiling Mounted Duct	FXMQ-PAVE/PBV36		●	●	●	●	●	●		●	●	●	●					
	FXMQ-NVE													●	●	●		
Mid Static Ceiling Mounted Duct	FXMQ-ARV16					●	●	●		●	●							
Ceiling Suspended	FXHQ-MAVE				●			●			●							
4-Way Flow Ceiling Suspended	FXUQ-AVEB								●		●							
Wall Mounted	FXAQ-ARVE6		●	●	●	●	●	●										
Floor Standing	FXLQ-MAVE				●		●	●										
Concealed Floor Standing	FXNQ-MAVE				●		●	●										
Multi Cube/Spot	New FXPQ-AVM			●														

# INDOOR UNIT LINE-UP

At Daikin, we offer a wide range of indoor units, including both VRV and residential models, responding to a variety of needs of our customers that require air conditioning solutions.

## VRV Indoor Units

**Ceiling Mounted Cassette Round Flow & Round Flow with Sensing (Optional)**

FXFSQ-ARV16




Presence of people and floor temperature can be detected to provide comfort and energy savings.




**Ceiling Mounted Cassette (Compact Multi Flow) Type**

FXZQ-BVM6



Quiet, compact and designed for user comfort.



**Ceiling Mounted Cassette (Double Flow) Type**

FXCQ-BVM6



Add finishing touch to your ceiling with enhancing function and design.



**Ceiling Mounted Cassette Corner Type**

FXKQ-ARV16



Slim design for flexible installation.



**Slim Ceiling Mounted Duct Type**

FXDQ-PDV36

FXDQ-NDV36



Slim design, quietness and static pressure switching.




**Ceiling Mounted Duct Type**


FXMQ-PBV36

FXMQ-ARV16

FXMQ-NVE



High/Mid external static pressure allows flexible installations.



**4-Way Flow Ceiling Suspended Type**

FXUQ-AVEB




This slim and stylish indoor unit achieves optimum air distribution and can be installed without the need for ceiling cavity.




**Ceiling Suspended Type**

FXHQ-MAVE




Slim body with quiet and wide airflow.




# INDOOR UNIT LINE-UP

**Wall Mounted Type**

FXAQ-ARVE6



Stylish flat panel design harmonised with your interior décor.



**Floor Standing Type**

FXLQ-MAVE



**Concealed Floor Standing Type**

FXNQ-MAVE



Suitable for perimeter zone air conditioning.




**Multi Cube (Spot AC) Type**

FXPQ-AVM



New solution in large space comfort.




# INDOOR UNIT LINE-UP

## VRV Indoor Units

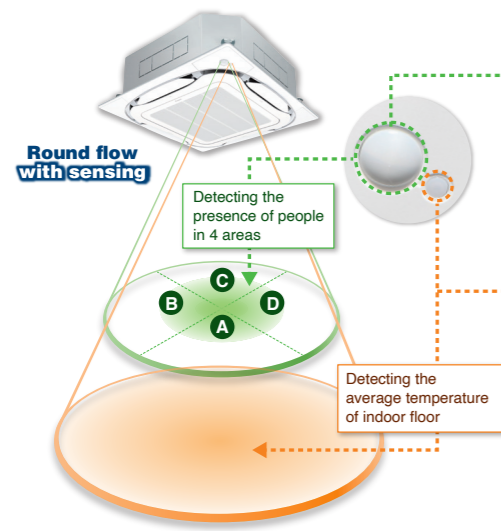
Ceiling Mounted Cassette Round Flow & Round Flow with Sensing (Optional)

FXFSQ25A / FXFSQ32A / FXFSQ40A /  
FXFSQ50A / FXFSQ63A / FXFSQ80A /  
FXFSQ100A / FXFSQ125A /  
FXFSQ140A



Presence of people and floor temperature can be detected to provide comfort and energy savings.

### Dual sensors<sup>\*1</sup>



#### Infrared presence sensor

The 4 sensors detect human presence.

Ceiling height	2.7m	3.5m	4.0m
Detection range (diameter) <sub>3</sub>	approx. 8.5m	approx. 11.5m	approx. 13.5m

<sup>\*3</sup> The infrared presence sensor detects 80 cm above the floor.

#### Infrared floor sensor

The sensor detects the floor temperature and automatically adjusts operation of the indoor unit to reduce the temperature difference between the ceiling and the floor.

Ceiling height	2.7m	3.5m	4.0m
Detection range (diameter) <sup>*4</sup>	approx. 11m	approx. 14m	approx. 16m

<sup>\*4</sup> The infrared floor sensor detects at the floor surface.

### Various sensing functions

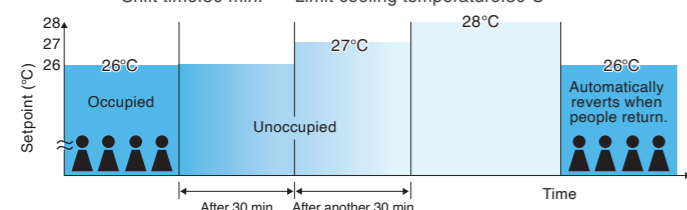
#### Sensing sensor mode<sup>\*5\*</sup>

##### Sensing sensor low mode (default: OFF)

When there are no people in a room, the set temperature is shifted automatically.

The system automatically saves energy by detecting whether or not the room is occupied. The set temperature is shifted automatically if the room is unoccupied.

Example • Cooling setpoint: 26°C • Shift temperature: 1.0°C  
• Shift time: 30 min. • Limit cooling temperature: 30°C



If people do not return, the air conditioner will raise the temperature 1°C every 30 minutes and then operate at 30°C.



For More information 'Scan Me'

Shift temperature and time can be selected from 0.5 to 4°C in 0.5°C increments and 15, 30, 45, 60, 90 or 120 minutes respectively with remote controller.

<sup>\*1</sup> Applicable when sensing panel (BYCQ140EEF6/BYCQ125EEK) is installed.

<sup>\*5</sup> These functions are not available when using the group control system.

<sup>\*6</sup> User can set these functions with remote controller.

# INDOOR UNIT LINE-UP

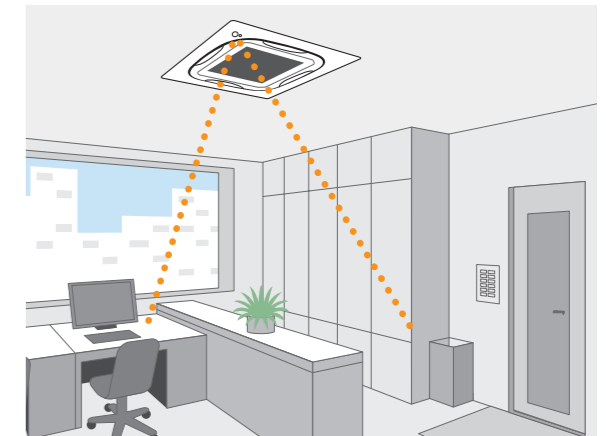
## VRV Indoor Units

### Sensing sensor stop mode (default: OFF)

When there are no people in a room, the system stops automatically.<sup>\*7</sup>

The system automatically saves energy by detecting whether or not the room is occupied.

Based on preset user conditions, the system automatically stops operation if the room is unoccupied.



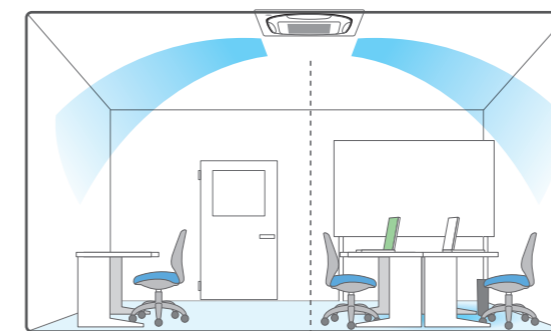
Absent stop time can be selected from 1 to 24 hrs in 1 hr increments with remote controller.

<sup>\*7</sup> Please note that upon re-entering the room, air conditioner will not switch on automatically.

### Auto airflow function<sup>\*8</sup>

#### New Direct Airflow (default: OFF)

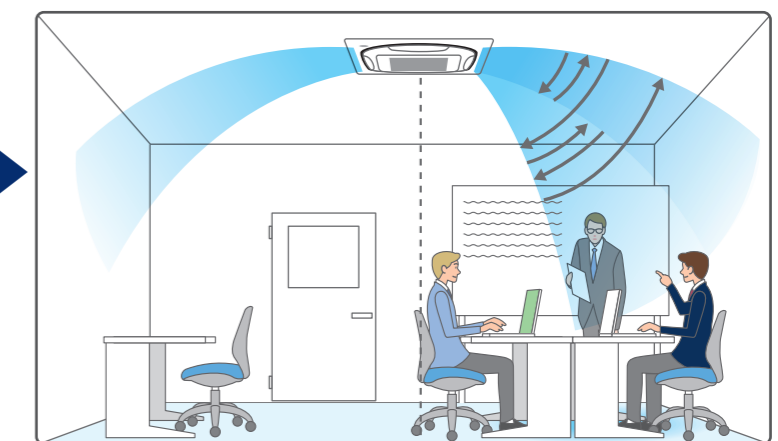
When human presence is not detected



Optimal air direction by "Auto"

Cooling Dry

When human presence is detected



Optimal air direction by "Auto"

Swing (narrow)

<sup>\*8</sup> Airflow direction should be set to "Auto".

• With Auto airflow direction mode, flaps are controlled to deliver optimal airflow when the room is unoccupied.

• When human is detected, air direction is set to "Swing (narrow)" to deliver cool air to users.

# INDOOR UNIT LINE-UP

## Comfort and energy saving preventing over cooling\*9

\*9. Airflow direction and airflow rate should be set to "Auto".

**Floor temperature is detected and over cooling prevented.** Cooling

**Without sensing function**

30°C near ceiling

Room temperature is detected as 30°C.

20°C near floor

Area around feet gets too cold because air conditioner continues until the temperature near the ceiling reaches the set temperature.

**With sensing function**

30°C near ceiling

Room temperature is calculated as 27°C in the area which is in the vicinity of the person.

24°C near floor

The floor temperature, which is lower than near the ceiling, is detected.

Automatic control using the temperature near the person as the room temperature.

**Energy savings** The temperature near the person is automatically calculated by detecting the temperature of the floor. Energy is saved because the area around the feet does not get too cold.

**New Circulation Airflow**

1. Blows horizontally
2. Strikes the wall
3. Reaches every corner of the room

The illustration shows typical airflow. Effectiveness may differ according to room conditions, room size and distance to walls.

**New Direct Airflow**

Optimal air direction by "Auto"      Swing (narrow)

**Individual Airflow Direction Control**

The illustration shows typical airflow.

# INDOOR UNIT LINE-UP

## Circulation Air Flow

\*1. Applicable when wired remote controller BRC1E62 is used.  
\*2. Not applicable when using individual airflow direction control.

**Circulation airflow cools the entire room to deliver comfort that never feels cold.**

**During 2-way horizontal flow**

- Airflow effectively avoids blowing air directly on people
- Cool air moves down along the walls and to every corner of the room
- Comfort without cold air pockets at floor level
- Cools by airflow blocking out hot air near windows and walls

Hot outdoor air

**Comfort to the entire room with even temperatures and no cold air pockets at floor level**

**4-way cassette (Swing)**

**Comparison Conditions**

- Room size: Width 7.5m x depth 7.5m x height 2.6m
- Indoor unit capacity: 71 class
- Outdoor air temperature: 35°C
- Airflow rate and air direction: high / swing

Areas at floor level are cold while areas around walls are hot.

**Circulation Airflow (2-way horizontal + 4-way swing)**

**Approx. 5% energy savings by reducing uneven temperatures**

\*3. Calculated under the following comparison conditions: When the average temperature at a height of 0.6m above the floor reaches set temperature. (26°C)

Full comfort is provided with no cold feet.

**Configurations of Circulation Airflow**

Operation (at start) → Performs repeatedly → When the target temperature is reached, normal operation (all-round flow) begins.

Note: Results may vary depending on equipment conditions, room size and distance from indoor unit to walls.

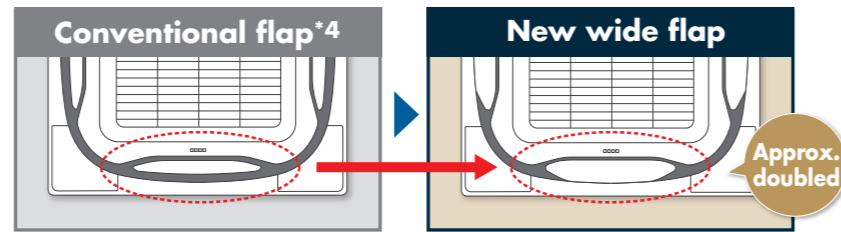
# INDOOR UNIT LINE-UP

## Three technologies that achieved circulation airflow

Flow-out is straight, horizontal and strong, so the air travels far and even reaches the wall from which it falls to the floor. This approach and technology makes circulation airflow possible.

### 1 Use of new wide flaps (Straight)

Compared to conventional models, the new wide flap increases straightness of the airflow, so coverage is approximately doubled.



\*4. FXFQ-S model

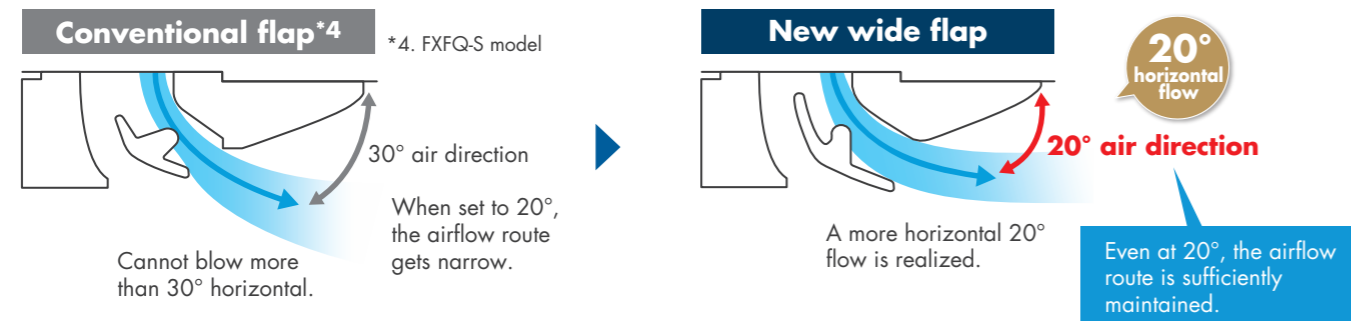
### New wide flap construction inhibits ceiling dirt and grime

By tapering both flap ends, the airflow that causes dirty ceilings is directed downward.



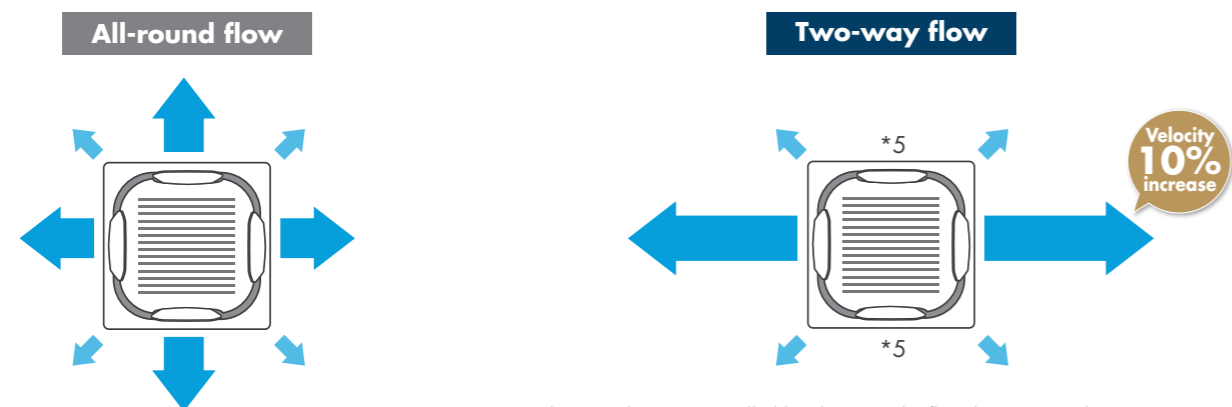
### 2 Optimising airflow angle (Horizontally)

Even with the flap angle raised, a sufficient airflow route is maintained to realize a more horizontal airflow angle.



### 3 Increased velocity in 2-way flow (Strongly)

Velocity is increased by making 2-way flow. Powerful airflow is realized.



\*5. Other 2 outlets are controlled by changing the flap direction (angle) to suppress airflow volume.

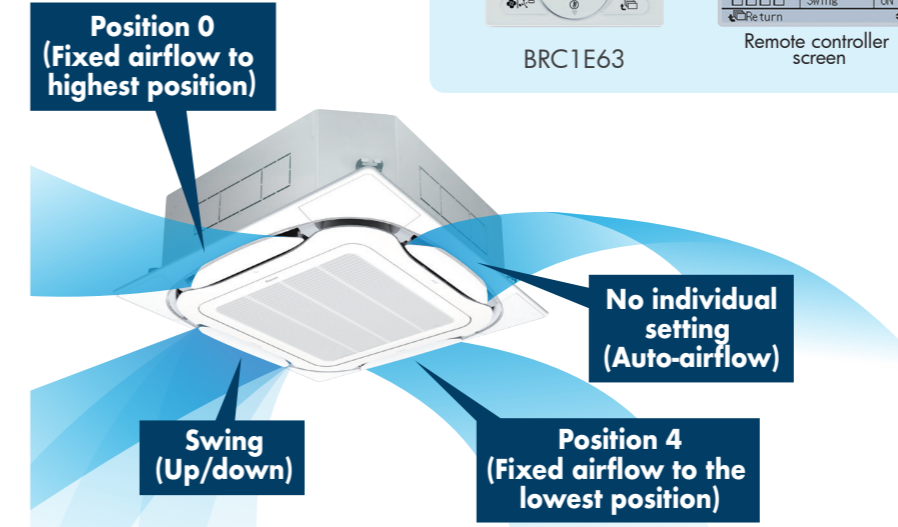
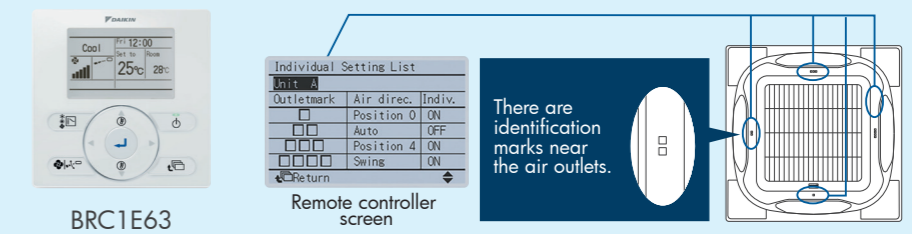
# INDOOR UNIT LINE-UP

\*1. Applicable when wired remote controller BRC1E63 is used.

## Comfortable air conditioning for all room layouts and conditions

Airflow direction can be individually adjusted for each air discharge outlet to deliver optimal air distribution.

### Easy setting is possible with a wired remote controller.



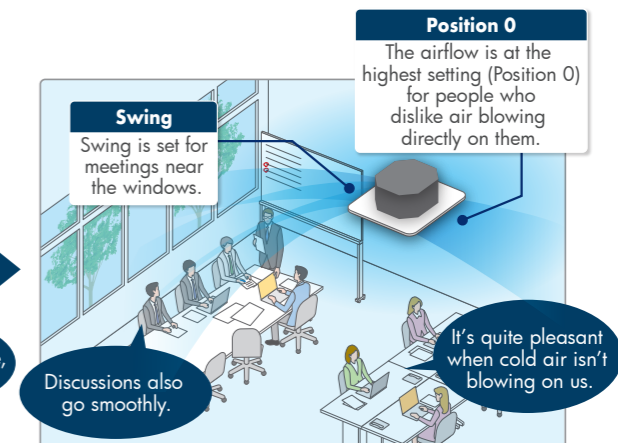
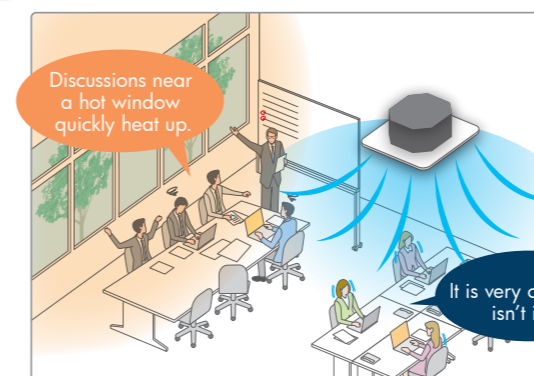
### Individual airflow settings

- No individual setting (Auto airflow)
- Position 0 (Highest point)
- Position 1
- Position 2
- Position 3
- Position 4 (Lowest point)
- Swing

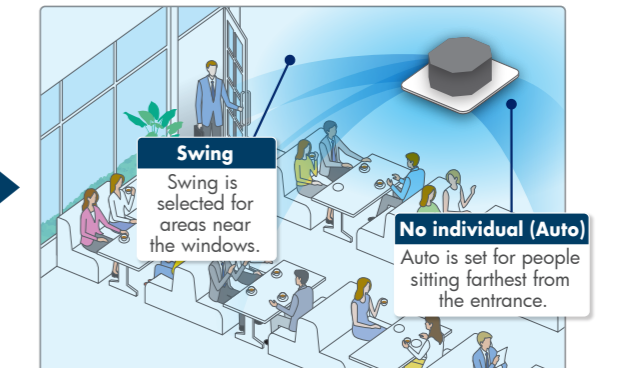

Individual settings are possible as stated above.

## When individual airflow is selected, airflow direction can be adjusted to room layout.

### For offices



### For shops and restaurant



# INDOOR UNIT LINE-UP

## VRV Indoor Units

**New** Wide variety of decoration panels (Option)

- Designer choice has been given a boost with the increase in number of new types of decoration panels.



**New** Designer panel (Option)

Close to ideal styling  
New designer panel

FLAT	CLEAN	ROUND
<p>Flatter styling: Suction panel grid texture smoothed.</p>	<p>Clean-cut form: Soiling is hard to see on smart-looking panel.</p>	<p>Subtle distinction: Around suction inlets silvering is a tasteful touch.</p>

Decoration Panel Line-up (Option)



\*1. Sensing function is applicable when sensing panel is installed.

**New** Auto grille panel (Option)\*1

- Clogged filters strain performance of the indoor unit and may result in breakdowns. Impeded airflow through the filter also lowers operational efficiency, which increases electricity bills.
- With the auto grille, anyone can easily clean the filter, which translates to lower maintenance cost and longer life of the air conditioner.
- With the auto grille panel, motorised raising and lowering allows suction panel and air filter cleaning to be carried out without the need for a step ladder.

- For these situations recommended**
- Where the air is dusty and likely to soil the air conditioner.
  - Where simple and quick filter and grille cleaning is a worthwhile benefit.



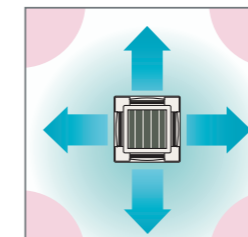
A dedicated wireless remote controller is supplied with the auto grille panel.

# INDOOR UNIT LINE-UP

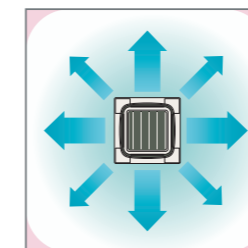
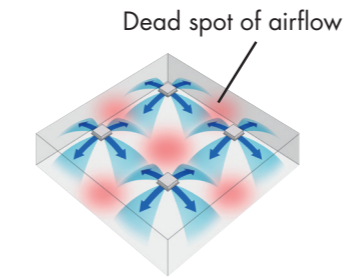
## VRV Indoor Units

**Comfortable airflow**

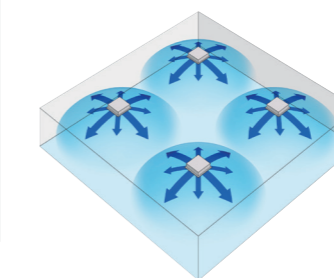
- Indoor unit offers 360° airflow and discharges air in all directions with more uniform temperature distribution.



There are areas of uneven temperature.

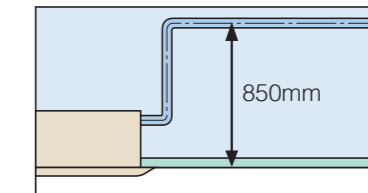


There are much fewer areas of uneven temperature.



**Easy installation**

- Drain pump is equipped as a standard accessory with a 850mm lift.



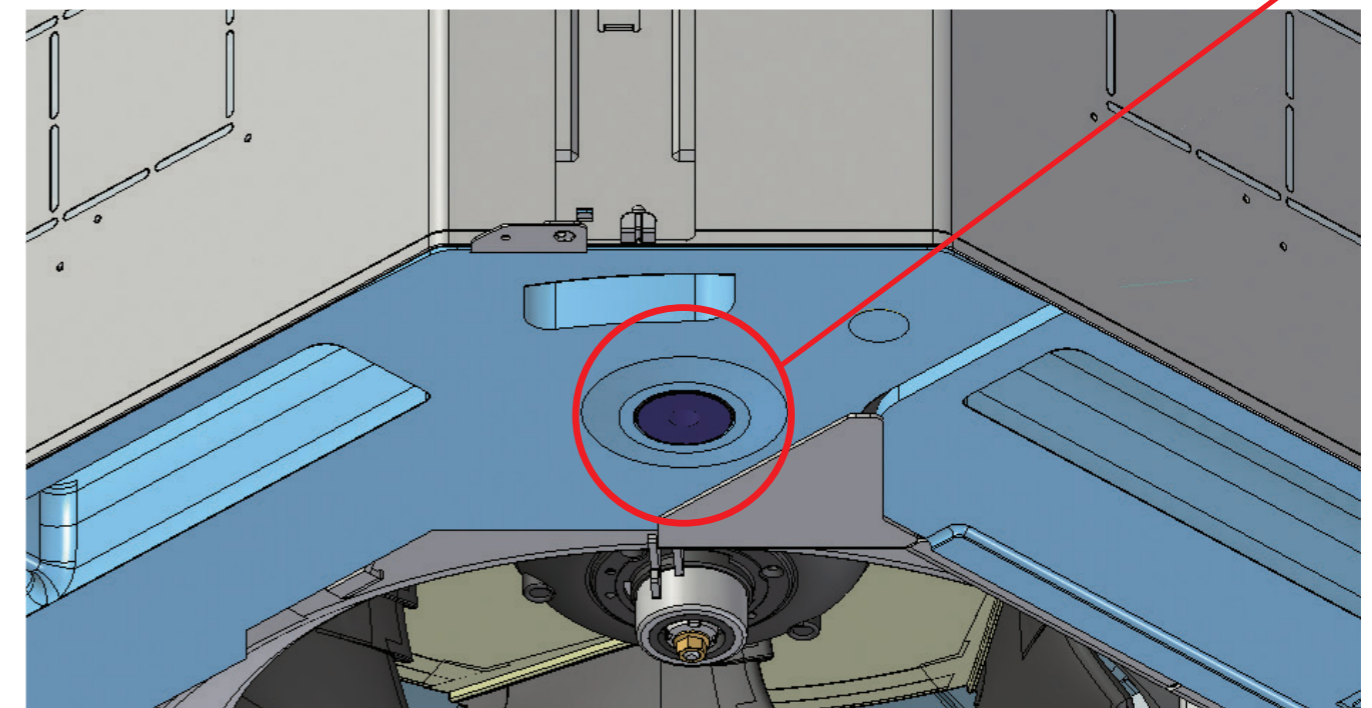
**Easy maintenance**

- Internal hygiene can be easily checked without removing the whole panel. Simply opening the suction panel allows the internal drain pan to be checked.

**New**

- 24mm diameter drain outlet

The drain outlet allows insertion of a finger or dental mirror for inspection of the internal cleanliness of the drain pan. Removal of the suction panel enables access.



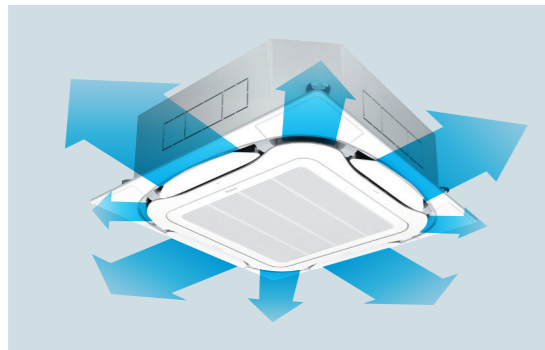
# INDOOR UNIT LINE-UP

## VRV Indoor Units

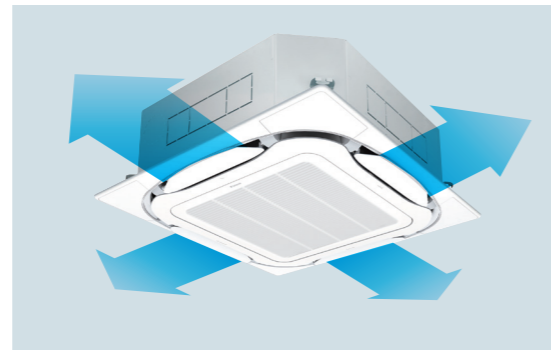
### Example of airflow patterns

All-round flow is available as well as 2-way to 4-way flows, so you can choose the most suitable airflow pattern depending on location or room layout.

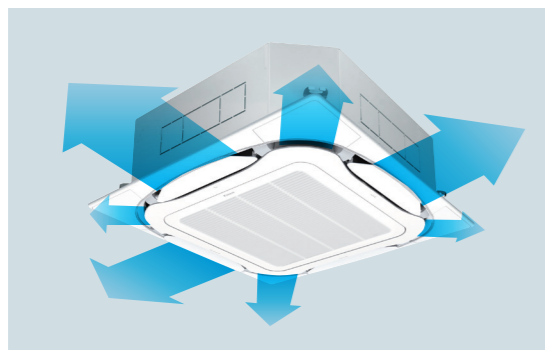
All-round flow



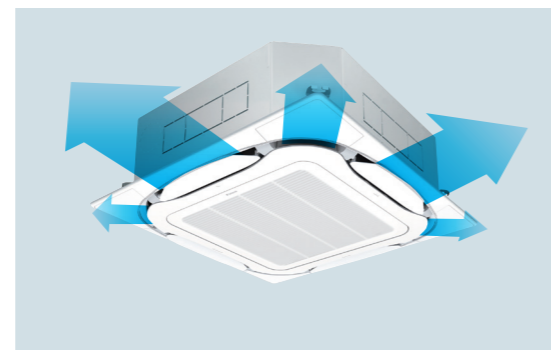
4-way flow



3-way flow



L-shaped 2-way flow



Note: Whatever the discharge direction, the same type of panel is used. If installing for other than all-round flow, an air discharge outlet sealing material (option) must be used to close each unused outlet.

- An antibacterial treatment that uses silver ions has been applied to the drain pan, preventing the growth of slime, mould and bacteria that cause blockages and odours.  
(The lifespan of a silver ion cartridge depends on the usage environment, but should be changed once every two to three years.)
- The air filter has an anti-mould and antibacterial treatment that prevents the growth of mould generated from dust or moisture that may adhere to the filter.



**New**


- Control of the airflow rate can be selected from 5-step control and Auto.

# INDOOR UNIT LINE-UP

## VRV Indoor Units

### Ceiling Mounted Cassette (Compact Multi Flow Cassette) Type


**FXZQ20BVM6 / FXZQ25BVM6 / FXZQ32BVM6  
/ FXZQ40BVM6 / FXZQ50BVM6**



VRT Smart Control


\*FXZQ-BVM6

**Quiet, Compact, Designed for user comfort**




### Compact & Elegant Design

- Fully-flat integration in standard architectural ceiling tiles, leaving only 8mm.
- Remarkable blend of iconic design and engineering excellence with an elegant finish in white.
- The newly designed panel integrates fully within one ceiling tile enabling lights, speakers and sprinklers to be installed in the adjoining ceiling tiles.



### Efficiency & Comfort

- Two optional intelligent sensors improve energy efficiency and comfort.
- An optional presence and floor sensor kit can be fitted to the cassette for draught prevention, energy-saving operation and to provide optimal control of airflow.



**Individual airflow direction control: Flexibility to suit every room layout without changing the location of the unit.**



### Auto swing (up/down)

Possibility to select automatic vertical moving of the air discharge flaps for efficient air and temperature distribution throughout the room.

### Ceiling soiling prevention

- Prevents air from blowing against the ceiling to prevent ceiling stains.
- Reduced energy consumption, thanks to the specially developed small tube heat exchanger, DC fan motor, and drain pump optional fresh air intake kit.

# INDOOR UNIT LINE-UP

## VRV Indoor Units

### Ceiling Mounted Cassette (Double Flow) Type

FXCQ25BVM6 / FXCQ32BVM6 / FXCQ40BVM6 /  
FXCQ50BVM6 / FXCQ63BVM6 / FXCQ80BVM6 /  
FXCQ125BVM6



**Add finishing touch to your ceiling, with enhancing function and design.**

Stylish unit blends easily with any interior. Integrated ceiling surface with sophisticated panel design with the adoption of flat flap. Add finishing touch to your ceiling, with enhancing function and design.

- Individual airflow direction control (Unavailable during automatic airflow mode, airflow angle: configurable from 0 to 4 swing positions.)

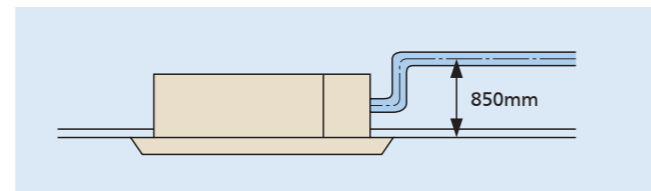
#### Individual flap control



The flat flaps close entirely when the unit is not operating and there are no air intake grilles visible.



- Reduced energy consumption thanks to specially developed small tube heat exchanger, DC fan motor and drain pump.



#### Enhanced functions from various aspects such as maintenance

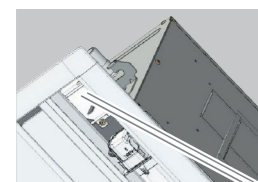
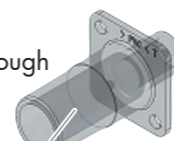
- Check contamination in drain pan by simply removing suction grille and panel.
- The flap parts are easy to clean because it is hard to condensate and get dirty.
- Equipped with long life filter which requires only 1-year maintenance interval.
- Adjuster pockets mount at four corners of the unit enable to adjust the main unit without removing the panel.
- Drain pump is equipped as standard accessory with 850mm lift.

- An antibacterial treatment that uses silver ions has been applied to the drain pan, preventing the growth of slime, mould and bacteria that cause blockages and odours.



(The lifespan of a silver ion cartridge depends on the usage environment, but should be changed once every two to three years.)

- Easy visual inspection of drainage through the transparent body drain socket.



Adjuster Pocket

Drain socket part

# INDOOR UNIT LINE-UP

## VRV Indoor Units

### Ceiling Mounted Cassette Corner Type

FXKQ32AV / FXKQ40AV  
FXKQ50AV / FXKQ63AV



This new Indoor unit has been awarded the Good Design Award.



- Very compact & elegant design.
- Sleek panel with dual tone styling that give rational choice of elegance.
- Flexibility to install on several height false ceiling minimum up to 3.9 inches (100mm) with the help of multiple spacers (Optional).

White Color Panel



Base Color: Black  
Surface color: White  
Model no.: BYKQ63AHW

Silver Color Panel



Base Color: Black  
Surface color: Silver  
Model no.: BYKQ63AHS



Base Color: White  
Surface color: White  
Model no.: BYKQ63AW



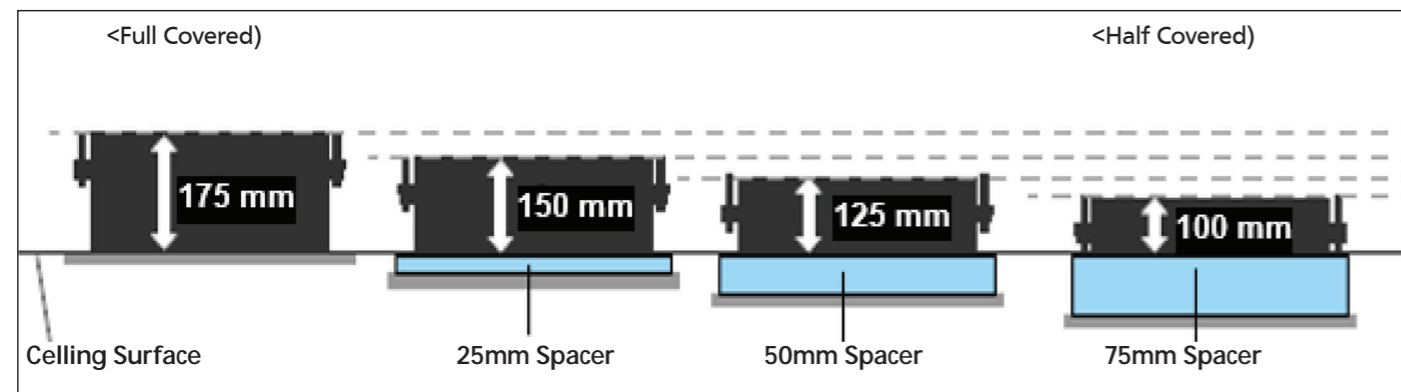
# INDOOR UNIT LINE-UP

## VRV Indoor Units

### Installation with Panel Spacers

It has the flexibility to install on several height false ceiling i.e its ceiling height can be minimize with multiple optional by spacers (25mm each) from 25mm to 75mm

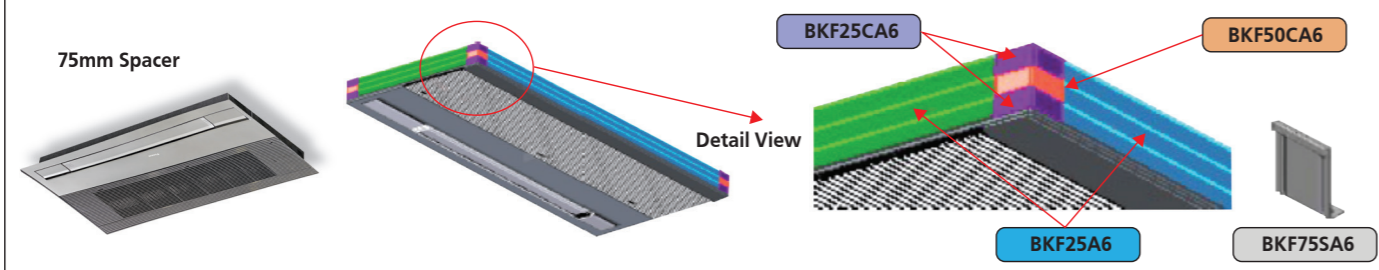
Note- Spacer colour- Dark gray



#### Optional List

#### Spacer Kit Detail:

Item Name	Required Height (mm)	Space Kit-Model Name				
		BKF25A6 Spacers (Nos): 2 + 2	BKF25CA6 Comers 4 Nos + Screws 4 Nos	BKF50CA6 Comers 4 Nos + Screws 4 Nos	BKF75SA6 Installation Hook: 6 Nos	
Spacer Assembly	25 (mm)	App. Model/Qty.	1	1	X	X
		Item/Images			NA	NA
	50 (mm)	App. Model/Qty.	2	2	1	X
		Item/Images				NA
	75 (mm)	App. Model/Qty.	3	3	1	1
		Item/Images				




# INDOOR UNIT LINE-UP

## VRV Indoor Units

### Slim Ceiling Mounted Duct Type


### Slim design, quietness and static pressure switching



#### Suited to use in drop-ceilings

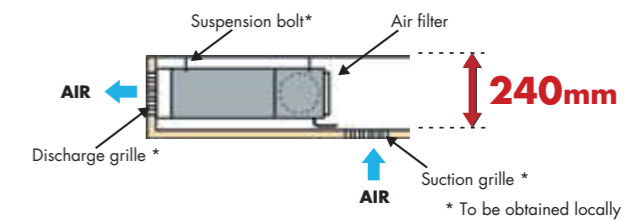
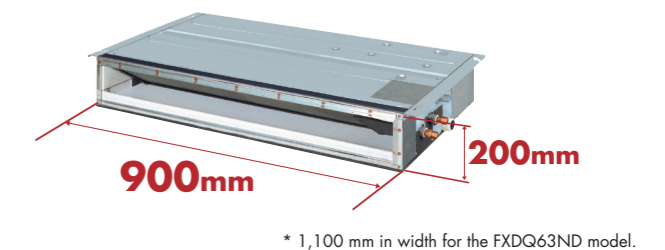
#### FXDQ20PD / FXDQ25PD / FXDQ32PD

- Only 700mm in width and 23kg in weight, this model is suitable for installation in limited spaces like drop-ceilings in hotels.



#### FXDQ40ND / FXDQ50ND / FXDQ63ND

- Only 200mm in height, this model can be installed in rooms with as little as 240mm depth between the drop-ceiling and ceiling slab.

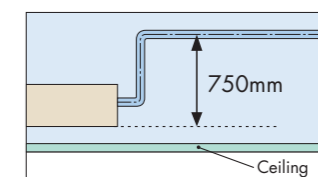


- Control of the airflow rate has been improved from 2-step to 3-step control.

FXDQ-PD/ND	Low operation sound level (dB(A))			
	20/25/32	40	50	63
Sound level (HH/H/L)	33/31/29	34/32/30	35/33/31	36/34/32

\* The values of operation sound level represent those for rear-suction operation. Sound level values for bottom-suction operation can be obtained by adding 5 dB(A).

\* Values are based on the following conditions:  
FXDQ-PD: external static pressure of 10 Pa; FXDQ-ND: external static pressure of 15 Pa.



- External static pressure selectable by remote controller switching which makes this indoor unit a very comfortable and flexible model.  
10 Pa-30 Pa/factory set: 10 Pa for FXDQ-PD models.  
15 Pa-44 Pa/factory set: 15 Pa for FXDQ-ND models.
- FXDQ-PD and FXDQ-ND models are available with a drain pump as a standard accessory.  
FXDQ-PD/NDVE: with a drain pump (750mm lift) as a standard accessory

# INDOOR UNIT LINE-UP

## VRV Indoor Units

### High Static Pressure Ceiling Mounted Duct Type

**FXMQ20P / FXMQ25P / FXMQ32P  
FXMQ40P / FXMQ50P / FXMQ63P  
FXMQ80P / FXMQ100P / FXMQ125P  
FXMQ140P**



### High static pressure allows for flexible duct design

- A DC fan motor increases the external static pressure capacity range to include middle to high static pressures, increasing design flexibility.

30 Pa-100 Pa for FXMQ20P-32P

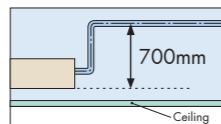
30 Pa-160 Pa for FXMQ40P

50 Pa-200 Pa for FXMQ50P-125P

50 Pa-140 Pa for FXMQ140P

All models are only 300mm in height, an improvement over the 390mm height of conventional models. The weight of the FXMQ40P has been reduced from 44 kg to 28kg.

Drain pump is equipped as standard accessory with 700mm lift.




Control of the airflow rate has been improved from 2-step to 3-step control.

Low operation sound level		(dB(A))							
FXMQ-P	20/25	32	40	50	63	80/100	125	140	
Sound level (HH/H/L)	33/31/29	34/32/30	39/37/35	41/39/37	42/40/38	43/41/39	44/42/40	46/45/43	

#### Energy-efficient

- The adopted DC fan motor is much more efficient than the conventional AC motor, yielding an approximate 20% decrease in energy consumption (FXMQ125P).

**FXMQ170N / FXMQ200N  
FXMQ250N**



#### Simplified Static Pressure Control

External static pressure can be easily adjusted using a change-over switch inside the electrical box to meet the resistance in the duct system.

# INDOOR UNIT LINE-UP

## VRV Indoor Units

### Mid Static Pressure Ceiling Mounted Duct Type

**FXMQ40A / FXMQ50A / FXMQ63A  
FXMQ80A / FXMQ100A**



### Mid static pressure allows for flexible duct design

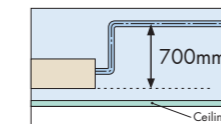
- AC fan motor is installed to suit applications where external static pressure is required at nominal capacity.

30 Pa-50 Pa for FXMQ40-80ARV16

30 Pa-60 Pa for FXMQ100ARV16

All models are only 300mm in height, an improvement over the 390mm height of conventional models. The weight of the FXMQ40P has been reduced from 44 kg to 28kg.

Drain pump is equipped as standard accessory with 700mm lift.



#### High airflow rate

Airflow rate is optimised to meet wider spectrum of airflow requirements.

Low operation sound level		(dB(A))				
FXMQ-A	40	50	63	80	100	
Sound level (H/L)	39/37	41/39	42/40	43/41	44/42	

#### Improved ease of maintenance

- The drain pan can be detached for easy cleaning. An antibacterial treatment that uses silver ions has been applied to the drain pan, preventing the growth of slime, mould and bacteria that cause blockages and odours.



# INDOOR UNIT LINE-UP

## VRV Indoor Units

### Ceiling Suspended Type

Slim body with quiet and wide airflow

FXHQ32 / 63 / 100MA



FXHQ125 / 140A



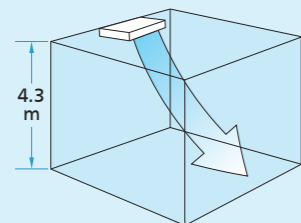
New 125 / 140 models provide greater capacity for large spaces

- The technology of the DC fan motor, wide sirocco fan, and large heat exchanger combine for greater airflow and quiet operation.

- Sophisticated design
  - Flap neatly closes when not in use.



- Suitable for high ceilings



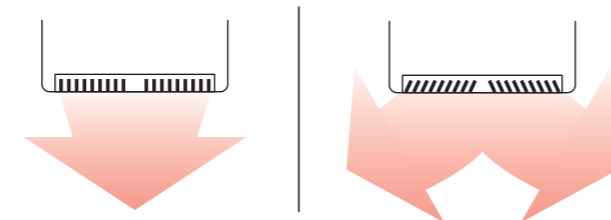
- Switchable fan speed: 3 steps
  - Control of airflow rate has been improved from 2-step to 3-step.

- Drain pump kit (option) includes a silver ion antibacterial agent that assists in preventing the growth of slime, bacteria, and mould that cause smells and clogging.



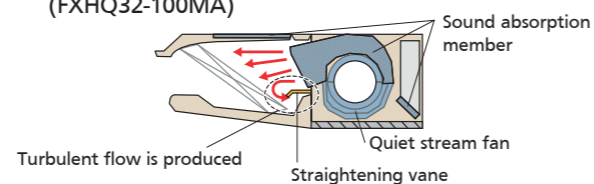
#### Comfort

- Auto swing (up and down) and louvers (left and right by hand) bring comfort to the room.
- Louver manually adjusts for straight or wide angle airflow.



#### Quiet operation

- Uses quiet stream fan and other quiet technologies. (FXHQ32-100MA)



Indoor unit	Sound level		
	H	M	L
FXHQ32MA	36	—	31
FXHQ63MA	39	—	34
FXHQ100MA	45	—	37
FXHQ125A	46	41	37
FXHQ140A	48	42	37

# INDOOR UNIT LINE-UP

## VRV Indoor Units

### Wall Mounted Type

FXAQ20A / FXAQ25A  
FXAQ32A / FXAQ40A  
FXAQ50A / FXAQ63A

New



Stylish flat panel design harmonised with your interior décor



- Stylish flat panel design creates a graceful harmony that enhances any interior space.
- Flat panel can be cleaned with only the single pass of a cloth across their smooth surface.
- Vertical auto-swing realises efficiency of air distribution. The louvre closes automatically when the unit stops.

# INDOOR UNIT LINE-UP

## VRV Indoor Units

### Floor Standing Type

**FXLQ32MA / FXLQ50MA  
FXLQ63MA**



### Suitable for perimeter zone air conditioning

- Floor Standing types can be hung on the wall for easier cleaning. Running the piping from the back allows the unit to be hung on walls. Cleaning under the unit, where dust tends to accumulate, is considerably easier.
- The adoption of a fibre-less discharge grille, featuring an original design to prevent condensation, also helps prevent staining and makes cleaning easier.
- A long-life filter is equipped as standard accessory.  
\*8 hr/day, 25 day/month. For dust concentration of 0.15mg/m<sup>3</sup>



### Concealed Floor Standing Type

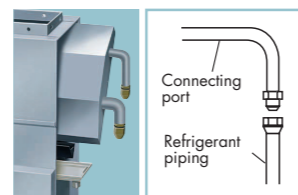
**FXNQ32MA / FXNQ50MA  
FXNQ63MA**



### Designed to be concealed in the perimeter skirting-wall

- The unit is concealed in the skirting-wall of the perimeter, that creates a classy interior design.
- The connecting port faces downwards, greatly facilitating on-site piping work.
- A long-life filter is equipped as a standard accessory.

\* 8 hr/day, 25 day/month. For dust concentration of 0.15mg/m<sup>3</sup>



\* Applies also to Floor Standing type (FXLQ-MA).



# INDOOR UNIT LINE-UP

## VRV Indoor Units


### 4-Way Flow Ceiling Suspended Type

**FXUQ71A / FXUQ100A**




### This slim and stylish indoor unit achieves optimum air distribution and can be installed without a ceiling cavity.

- Unit body and suction panel adopted round shapes and realized a slim appearance design. The unit can be used for various locations such as the ceilings with no cavity and bore ceilings.
- Flaps close automatically when the unit stops, which gives a simple appearance.
- Unified slim height of 198 mm for all models that gives the unified impression even when models with different capacities are installed in the same area.




- Built-in electronic expansion valve eliminates the need for a BEV unit, which improves flexibility of installation.

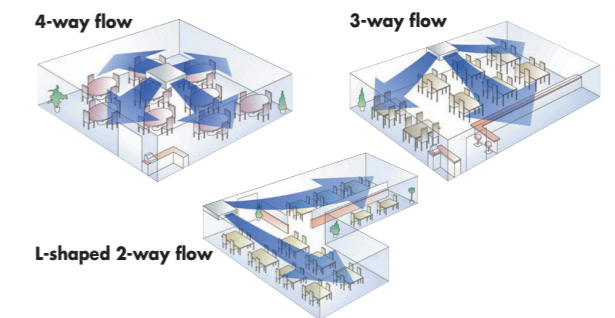


- With adoption of the individual flap control, airflow direction adjustment can be individually set for each air outlet. Five directions of airflow and auto-swing can be selected with wired remote controller BRC1E62, which realizes the optimum air distribution.

### Individual airflow direction example case



- Control of the airflow rate has been improved from 2-step to 3-step control. Auto airflow rate control can be selected with wired remote controller BRC1E62.
- Energy efficiency has been improved, thanks to the adoption of new heat exchanger with smaller tubes, DC fan motor and DC drain pump motor.
- Drain pump is equipped as a standard accessory and the lift height has been improved from 500mm to 600mm.
- Depending on the installation site requirements or room conditions, 2-way, 3-way and 4-way discharge patterns are available.



# INDOOR UNIT LINE-UP

## VRV Indoor Units

### Multi Cube (Spot AC) type for VRV system

FXPQ25AVM

New



### Personal Air Comfort Delivered to Large Spaces

Even in large spaces, Daikin ensures individual air comfort for each person. Our compact Spot Air Conditioner was created to serve individual air conditioning needs in large spaces. Compared to commercial buildings and offices, air conditioning factories and other large spaces used to be extremely difficult. With this Spot Air Conditioner, temperatures can now be individually adjusted for a comfortable work environment to suit each person.

Wind travel distance  
**30%<sup>\*1</sup> increase**  
(during direct airflow)

Wind velocity  
**20%<sup>\*2</sup> increase in**  
(during duct connection)

<sup>\*1</sup>. This compares the distance in which airflow travels from the air outlet at wind velocity of 3 m/s with the distance that airflow travels for the conventional FXPQ25AVN.

<sup>\*2</sup>. This is a comparison of wind velocity with the connected to a ø 350 duct.

**Delivering greater comfort by adopting a high efficiency DC motor and optimizing the shape of the air discharge grille.**

**Flexible installation corresponds to site conditions. With temperature control available for each unit, air conditioning adjusts to individual preferences for personal air comfort.**

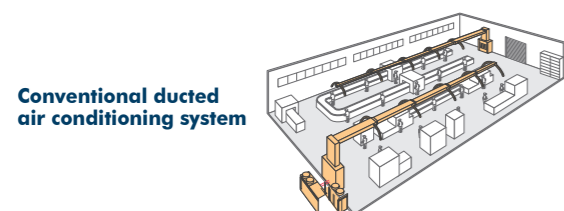
**Different types of installation possible**

Suspended	Rested
	<ul style="list-style-type: none"> <li>Stand installation (stand sold separately)</li> <li>Direct installation</li> </ul>

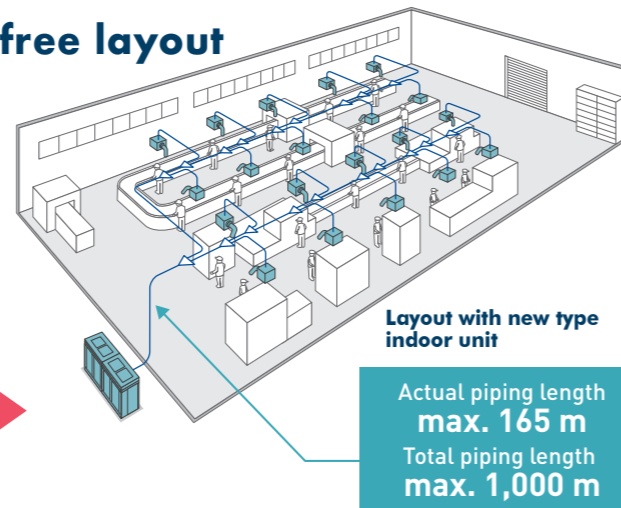
**Installation examples at Daikin's Sakai and Rinkai plants**

### Versatile installation options enable free layout

Because VRV systems allow use of long refrigerant piping, unit layout is flexible and can be freely designed to fit large spaces. Not only does this make ductwork unnecessary, it simplifies installation and enables easy unit relocation in the future. Installation costs are also greatly reduced.



**No ducts required!**

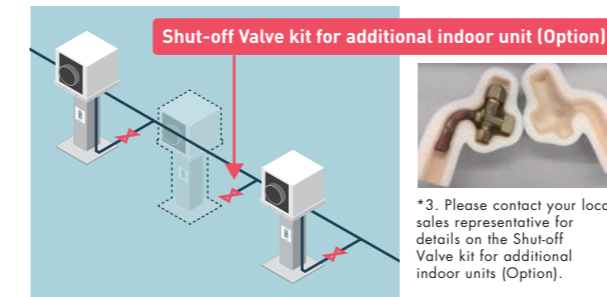


# INDOOR UNIT LINE-UP

## VRV Indoor Units

### Easy relocation/expansion

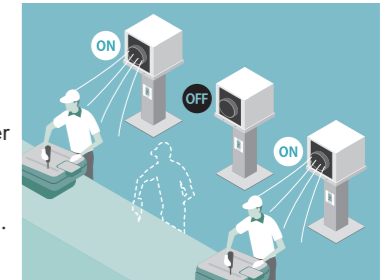
Only requirement is connection to preinstalled Shut-off Valve kit for additional indoor units (Option).



### Adjustable comfort for individual users

Each Spot Air Conditioner can be controlled with a dedicated wired remote controller. Individual users can set the temperature and airflow volume.

Moreover, since each unit can be turned ON and OFF, it is possible to reduce power consumption resulting from unnecessary operation and to eliminate associated costs.



### Delivering comfort with a large volume of air

The large propeller fan provides a gentle, comfortable breeze and greater wind volume.

Additionally, by installing an optional air discharge adaptor and straightening plate, strong airflow can be achieved that extends even further.

Comfort for people nearby	Standard type	Comfort for people far away	Long-distance type <sup>*6</sup>
<p><b>Wind velocity distribution map (horizontal section)</b></p> <p>A gentle breeze covers the work area</p> <p>&lt;Conditions&gt; Cooling operation, high airflow volume, 60 Hz * Distribution map for direct airflow volume</p> <p>0.0 0.5 1.0 1.5 2.0 2.5 3.0 3.5 4.0 (m/s)</p>		<p><b>Wind velocity distribution map (horizontal section)</b></p> <p>Strong airflow delivers comfort</p> <p>Air discharge adaptor (KDF87C28) Straightening plate for air discharge adaptor (KPW87A28)</p> <p><sup>*6</sup>. Installation of the optional items "air discharge adaptor (KDF87C28)" and "straightening plate for air discharge adaptor (KPW87A28)" is necessary.</p>	

### Designed for installation in any environment

#### Withstands oil mists

For the heat exchanger cooling pipe, a material with **3 to 6 times<sup>\*7</sup> the durability** of standard materials has been selected.

#### Leakage failsafe

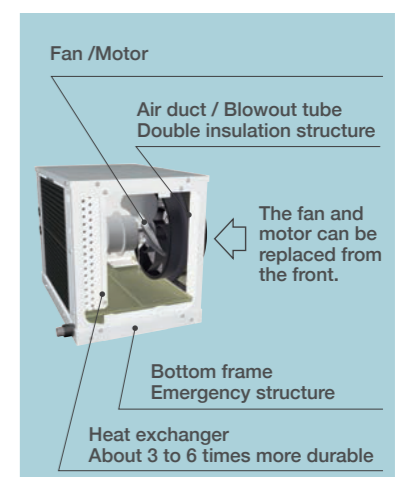
An emergency reservoir is fitted in the underframe beneath the drain pan. This provides reassuring backup against drain pan overflow.

#### Condensation suppression

To **minimize condensation**, the air duct and blowout tubes are **double insulated**. This enables use in kitchens and other highly humid environment.

#### Simple maintenance

Easy maintenance design includes front access for fan motor replacement.



# SPECIFICATIONS

## VRV Indoor Units

### Ceiling Mounted Cassette Round Flow & Round Flow with Sensing (Optional)



# VRV S SPECIFICATIONS

MODEL	FXFSQ25ARV16	FXFSQ32ARV16	FXFSQ40ARV16	FXFSQ50ARV16	FXFSQ63ARV16	FXFSQ80ARV16	FXFSQ100ARV16	FXFSQ125ARV16	FXFSQ140ARV16								
Power supply	1-phase, 220-240V, 50Hz																
Cooling capacity	Btu/h	9,600	12,300	15,400	19,100	24,200	30,700	38,200	47,800	54,600							
	kW	2.8	3.6	4.5	5.6	7.1	9.0	11.2	14.0	16.0							
Heating capacity	Btu/h	10,900	13,600	17,100	21,500	27,300	34,100	42,700	54,600	54,600							
	kW	3.2	4.0	5.0	6.3	8.0	10.0	12.5	16.0	16.0							
Casing	Galvanised steel plate																
Airflow rate (H/HM/M/ML/L)	m <sup>3</sup> /min	13/12.5/11.5/11/10		17/13.5/12.5/12/11		23/20.5/19/14.5/11		23.5/21/20/16/13.5		24.5/22/20.5/20/15		33.5/30.5/27/23.5/21		34.5/31.5/28.5/25.5/23		35.5/32.5/29.5/26.5/23	
	cfm	459/441/406/388/353		600/477/441/424/388		812/724/671/512/388		830/742/706/565/477		865/777/724/706/530		1,183/1,077/954/830/742		1218/1112/1006/901/812		1,254/1,148/1,042/936/812	
Sound level (H/HM/M/ML/L)	dB(A)	30/29.5/28.5/28/27		35/29.5/29/28/27		38/35/34.5/29.5/27		38/36/35.5/31.5/28		39/37/36/35.5/31		44/41/38/35/33		45/42.5/39.5/37/35		46/43.5/40.5/38/35	
Dimensions (HxWxD)	mm	256x840x840						298x840x840									
Machine weight	kg	19			22			25		26							
Piping connections	Liquid (Flare)	ø 6.4			ø 9.5												
	Gas (Flare)	ø 12.7			ø 15.9												
	Drain	VP25 (External Dia, 32/Internal Dia, 25)															
Standard panel (Non sensing) (White)	Model	BYCQ125EAF6 (Fresh White)															
	Dimensions (HxWxD)	50x950x950															
	Weight	5.5															
Sensing panel (White)	Model	BYCQ140EEF6 (Fresh White)															
	Dimensions (HxWxD)	50x950x950															
	Weight	5.5															

Note: Specifications are based on the following conditions;

- Cooling: Indoor temp.: 27°CDB, 19°CWB, Outdoor temp.: 35°CDB, Equivalent piping length: 7.5 m, Level difference: 0 m.
- Heating: Indoor temp.: 20°CDB, Outdoor temp.: 7°CDB, 6°CDB Equivalent piping length: 7.5 m, Level difference: 0 m.
- Capacity of indoor unit is only for reference. Actual capacity of indoor unit is based on the total capacity index. (See Engineering Data Book for details.)
- Sound level: Anechoic chamber conversion value, measured at a point 1.5 m downward from the unit centre. During actual operation, these values are normally somewhat higher as a result of ambient conditions.




For More information  
"Scan Me"

### Decoration Panel (Option)

		ROUND FLOW TYPE	
		FXFSQ-A	
Standard panel	MODEL	BYCQ125EAF6 (Fresh White) / BYCQ125EAK (Black)	
	Dimensions (HxWxD)	50x950x950	
	Weight	5.5	
Sensing panel	MODEL	BYCQ140EEF6 (Fresh White) / BYCQ125EEK	
	Dimensions (HxWxD)	50x950x950	
	Weight	5.5	
Designer panel	MODEL	BYCQ125EAPF (Fresh White)	
	Dimensions (HxWxD)	97x950x950	
	Weight	6.5	
Auto grille panel	MODEL	BYCQ125EASF (Fresh White)	
	Dimensions (HxWxD)	105x950x950	
	Weight	8	



Standard panel  
BYCQ125EAF6 (Fresh White)




Standard panel  
BYCQ125EAK (Black)



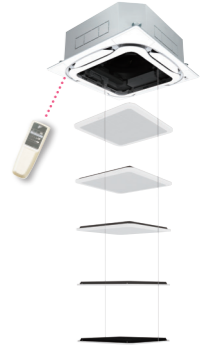
Designer panel  
BYCQ125EAPF (Fresh White)



Sensing panel  
BYCQ140EEF6 (Fresh White)



Sensing panel  
BYCQ125EEK (Black)



Auto grille panel<sup>2</sup>  
BYCQ125EASF (Fresh White)

Note: When opting Black panel, wireless remote controller model will be BRC7M634K

# SPECIFICATIONS

## VRV Indoor Units

### Ceiling Mounted Cassette (Compact Multi-Flow) Type



MODEL		FXZQ20BVM6	FXZQ25BVM6	FXZQ32BVM6	FXZQ40BVM6	FXZQ50BVM6
Power supply		1-Phase, 220-240 V, 50Hz				
Cooling capacity	Btu/h	7,500	9,600	12,300	15,400	19,100
	kW	2.2	2.8	3.6	4.5	5.6
Heating capacity	Btu/h	8,500	10,900	13,600	17,100	21,500
	kW	2.5	3.2	4.0	5.0	6.3
Casing		Galvanised steel plate				
Airflow rate (H/M/L)	m <sup>3</sup> /min	8.7/7.5/6.5	9.0/8.0/6.5	10.0/8.5/7.0	11.5/9.5/8.0	14.5/12.5/10.0
	cfm	307/265/229	318/282/229	353/300/247	406/335/282	512/441/353
Sound level (H/M/L)	dB(A)	32.0/29.5/25.5	33.0/30.0/25.5	33.5/30.0/26.0	37.0/32.0/28.0	43.0/40.0/33.0
Dimensions (HxWxD)	mm	260x575x575 (For depth add 63mm for electrical box)				
Machine weight	kg	15.5		16.5		18.5
Piping connections	Liquid (Flare)	ø6.4				
	Gas (Flare)	ø12.7				
	Drain	VP20 (External Dia. 26/Internal Dia. 20)				

Note: Specifications are based on the following conditions;

- Cooling: Indoor temp.: 27°CDB, 19°CWB, Outdoor temp.: 35°CDB, Equivalent piping length: 7.5 m, Level difference: 0 m.
  - Heating: Indoor temp.: 20°CDB, Outdoor temp.: 7°CDB, 6°CWB, Equivalent piping length: 7.5 m, Level difference: 0 m.
  - Capacity of indoor unit is only for reference. Actual capacity of indoor unit is based on the total capacity index. (See Engineering Data Book for details.)
  - Sound level: Anechoic chamber conversion value, measured at a point 1.5 m downward from the unit centre.
- During actual operation, these values are normally somewhat higher as a result of ambient conditions.

### Ceiling Mounted Cassette (Double Flow) Type



MODEL		FXCQ25BVM6	FXCQ32BVM6	FXCQ40BVM6	FXCQ50BVM6	FXCQ63BVM6	FXCQ80BVM6	FXCQ125BVM6	
Power supply		1-phase, 220-240 V/50 Hz							
Cooling capacity	Btu/h	9,600	12,300	15,400	19,100	24,200	30,700	47,800	
	kW	2.8	3.6	4.5	5.6	7.1	9.0	14.0	
Heating capacity	Btu/h	10,900	13,600	17,100	21,500	27,300	34,100	54,600	
	kW	3.2	4.0	5.0	6.3	8.0	10.0	16.0	
Casing		Galvanised steel plate							
Airflow rate (H/M/L)	m <sup>3</sup> /min	11.5/10.5/9.5/8.5/8	12/11/10.5/9.5/8.5	13/12/11.5/10.5	16/15/14/12.5/11.5	26/24/22.5/20.5/18.5	32/29.5/27.5/25/22.5		
	cfm	406/371/335/300/282	424/388/371/335/300	530/494/459/406/371	565/530/494/441/406	918/847/794/724/653	1130/1041/971/883/794		
Sound level (H/L) 220 V	dB(A)	34/33/31/30/29	34/33/32/31/30	36/35/33/32/31	37/36/35/33/31	39/38/37/35/32	42/40/38/36/33	46/44/42/40/38	
Dimensions (HxWxD)	mm	305x775x620			305x990x620		305x1,445x620		
Machine weight	kg	19		22	25	33	38		
Piping connections	Liquid (Flare)	ø6.4			ø9.5				
	Gas (Flare)	ø12.7			ø15.9				
	Drain	VP25 (External Dia, 32/Internal Dia, 25)							
Panel (Option)	Model	BYBCQ40CF		BYBCQ63CF		BYBCQ125CF			
	Colour	Fresh white (6.5Y 9.5/0.5)							
	Dimensions(HxWxD)	55x1,070x700		55x1,285x700		55x1,740x700			
	Weight	10		11		13			

# SPECIFICATIONS

## VRV Indoor Units

### Ceiling Mounted Cassette Corner Type



MODEL		FXKQ32ARV16	FXKQ40ARV16	
Power supply		1 phase, 220-240 V, 50 Hz		
★1 ★3 Cooling capacity	Btu/h	12,300	15,400	
	kW	3.6	4.5	
★2 ★3 Heating capacity	Btu/h	12,300	15,400	
	kW	3.6	4.5	
Casing / Colour		Galvanized steel plate		
Dimensions: (H × W × D)		mm 145 × 1,210 × 523		
Fan	Airflow rate (H / HM / M / ML / L)	m <sup>3</sup> /min	9.7 / 9.3 / 8.9 / 8.7 / 8.5	
		cfm	342 / 328 / 314 / 307 / 300	
Piping connections	Liquid pipes	mm	ø6.4 (flare connection)	
	Gas pipes	mm	ø12.7 (flare connection)	
	Drain pipe	mm	ø26 (hole)	
Mass	kg	20		
★4 Sound pressure level (H / HM / M / ML / L)		dB(A)	36 / 35 / 34 / 34 / 33	
Decoration panel (option)	Model		Fuse	
	Colour		White / Silver	
	Dimensions: (H × W × D)		mm	41 × 1390 × 595
	Air filter		Resin net (with mould resistance)	
	Mass		kg	6.6

MODEL		FXKQ50ARV16	FXKQ63ARV16	
Power supply		1 phase, 220-240 V, 50 Hz		
★1 ★3 Cooling capacity	Btu/h	19,100	24,200	
	kW	5.6	7.1	
★2 ★3 Heating capacity	Btu/h	19,100	24,200	
	kW	5.6	7.1	
Casing / Colour		Galvanized steel plate		
Dimensions: (H × W × D)		mm 145 × 1,210 × 523		
Fan	Airflow rate (H / HM / M / ML / L)	m <sup>3</sup> /min	13.2 / 12.2 / 11.1 / 10.3 / 9.5	
		cfm	466 / 431 / 392 / 364 / 335	
Piping connections	Liquid pipes	mm	ø6.4 (flare connection)	
	Gas pipes	mm	ø12.7 (flare connection)	
	Drain pipe	mm	ø26 (hole)	
Mass	kg	20		
★4 Sound pressure level (H / HM / M / ML / L)		dB(A)	43 / 41 / 39 / 37 / 36	
Decoration panel (option)	Model		BYKQ63AHW / BYKQ63AHS / BYKQ63AW	
	Colour		White / Silver	
	Dimensions: (H × W × D)		mm	41 × 1390 × 595
	Air filter		Resin net (with mould resistance)	
	Mass		kg	6.6

Note:


- ★1. Indoor temp.: 27°CDB, 19°CWB / outdoor temp.: 35°CDB, 24°CWB / Equivalent piping length: 7.5 m, height difference: 0 m.
- ★2. Indoor temp.: 20°CDB, 15°CWB / outdoor temp.: 7°CDB, 6°CWB / Equivalent piping length: 7.5 m, height difference: 0 m.
- ★3. Capacities are net, including a deduction for cooling (an addition for heating) for indoor fan motor heat.
- ★4. Anechoic chamber conversion value, measured at a point 1 m in front of the unit and 1.0 m downward. During actual operation, these values are normally somewhat higher as a result of ambient conditions.

Conversion formulae	
kcal/h	= kW × 860
Btu/h	= kW × 3,412
cfm	= m <sup>3</sup> /min × 35.3
l/s	= m <sup>3</sup> /min × 1,000/60

# SPECIFICATIONS

## VRV Indoor Units

### Slim Ceiling Mounted Duct Type (700 mm width type)




MODEL	with drain pump	FXDQ20PDV36	FXDQ25PDV36	FXDQ32PDV36
Power supply		1-phase, 220-240 V/220 V, 50 Hz		
Cooling capacity	Btu/h	7,500	9,600	12,300
	kW	2.2	2.8	3.6
Heating capacity	Btu/h	8,500	10,900	13,600
	kW	2.5	3.2	4.0
Casing		Galvanised steel plate		
Airflow rate (HH/H/L)	m <sup>3</sup> /min	8.0/7.2/6.4	8.0/7.2/6.4	8.0/7.2/6.4
	cfm	282/254/226	282/254/226	282/254/226
External static pressure	Pa	30-10* <sup>2</sup>		
Sound level (HH/H/L) ** <sup>3</sup>	dB(A)	33/31/29	33/31/29	33/31/29
Dimensions (HxWxD)	mm	200x700x620	200x700x620	200x700x620
Machine weight	kg	23.0	23.0	23.0
Piping connections	Liquid (Flare)	ø 6.4	ø 6.4	ø 6.4
	Gas (Flare)	ø 12.7	ø 12.7	ø 12.7
	Drain	VP20 (External Dia, 26/Internal Dia, 20)		

# SPECIFICATIONS

## VRV Indoor Units

### Slim Ceiling Mounted Duct Type (900/1,100mm width type)



MODEL	With drain pump	FXDQ40NDV36	FXDQ50NDV36	FXDQ63NDV36
Power supply		1-phase, 220-240 V/220 V, 50 Hz		
Cooling capacity	Btu/h	15,400	19,100	24,200
	kW	4.5	5.6	7.1
Heating capacity	Btu/h	17,100	21,500	27,300
	kW	5.0	6.3	8.0
Casing		Galvanised steel plate		
Airflow rate (HH/H/L)	m <sup>3</sup> /min	10.5/9.5/8.5	12.5/11.0/10.0	16.5/14.5/13.0
	cfm	371/335/300	441/388/353	583/512/459
External static pressure	Pa	44-15* <sup>2</sup>		
Sound level (HH/H/L) ** <sup>3</sup>	dB(A)	34/32/30	35/33/31	36/34/32
Dimensions (HxWxD)	mm	200x900x620	200x900x620	200x1,100x620
Machine weight	kg	27.0	28.0	31.0
Piping connections	Liquid (Flare)	ø 6.4	ø 6.4	ø 9.5
	Gas (Flare)	ø 12.7	ø 12.7	ø 15.9
	Drain	VP20 (External Dia, 26/Internal Dia, 20)		

**Note: Specifications are based on the following conditions;**

- Cooling: Indoor temp.: 27°CDB, 19°CWB, Outdoor temp.: 35°CDB, Equivalent piping length: 7.5 m, Level difference: 0 m.
  - Heating: Indoor temp.: 20°CDB, Outdoor temp.: 7°CDB, 6°CDB Equivalent piping length: 7.5 m, Level difference: 0 m.
  - Capacity of indoor unit is only for reference. Actual capacity of indoor unit is based on the total capacity index.
  - Sound level: Anechoic chamber conversion value, measured at a point 1.5 m downward from the unit centre.
- During actual operation, these values are normally somewhat higher as a result of ambient conditions.
- \* 1: Values are based on the following conditions: FXDQ-P: external static pressure of 10 Pa; FXDQ-N: external static pressure of 15 Pa.
  - \* 2: External static pressure is changeable to set by the remote controller. This pressure means "High static pressure - Standard". (Factory setting is 10 Pa for FXDQ-P models and 15 Pa for FXDQ-N models.)
  - \* 3: The values of operation sound level represent those for rear-suction operation. Sound level values for bottom-suction operation can be obtained by adding 5 dBA.

### Mid Static Pressure Ceiling Mounted Duct Type



MODEL	With drain pump	FXMQ40ARV16	FXMQ50ARV16	FXMQ63ARV16	FXMQ80ARV16	FXMQ100ARV16
Power supply		1-phase, 220-240 V, 50 Hz				
Cooling capacity	Btu/h	15,400	19,100	24,200	30,700	38,200
	kW	4.5	5.6	7.1	9.0	11.2
Heating capacity	Btu/h	17,100	21,500	27,300	34,100	42,700
	kW	5.0	6.3	8.0	10.0	12.5
Casing		Galvanized Steel Plate				
Airflow rate (HH/H/L)	m <sup>3</sup> /min	15/12	19/16	24/20	30/25	34/29
	cfm	530/425	671/565	848/706	1060/883	1200/1024
External static pressure	Pa	30-50				30-60
Sound level (H/L)	dB(A)	39/37	41/39	42/40	43/41	44/42
Dimensions (HxWxD)	mm	300x700x700		300x1000x700		
Machine weight	kg	27	28	35	36	
Piping connections	Liquid (Flare)	6.4 (Flare Connection)		9.5 (Flare Connection)		
	Gas (Flare)	12.7 (Flare Connection)		15.9 (Flare Connection)		
	Drain	VP25 (External Dia. 32, Internal Dia. 25)				

**Note: Specifications are based on the following conditions:**

- Cooling: Indoor temp.: 27°CDB, 19°CWB, Outdoor temp.: 35°CDB, Equivalent piping length: 7.5 m, Level difference: 0 m.
- Heating: Indoor temp.: 20°CDB, Outdoor temp.: 7°CDB, 6°CDB Equivalent piping length: 7.5 m, Level difference: 0 m.
- Capacity of indoor unit is only for reference. Actual capacity of indoor unit is based on the total capacity index.
- Sound level: Anechoic chamber conversion value, measured at a point 1.5 m downward from the unit centre.

# SPECIFICATIONS

## VRV Indoor Units

### Ceiling Mounted Duct Type



MODEL		FXMQ20PBV36	FXMQ25PBV36	FXMQ32PBV36	FXMQ40PBV36	FXMQ50PBV36
Power supply		1-phase, 220-240 V/220 V, 50 Hz				
Cooling capacity	Btu/h	7,500	9,600	12,300	15,400	19,100
	kW	2.2	2.8	3.6	4.5	5.6
Heating capacity	Btu/h	8,500	10,900	13,600	17,100	21,500
	kW	2.5	3.2	4.0	5.0	6.3
Casing		Galvanised steel plate				
Airflow rate (HH/H/L)	m <sup>3</sup> /min	9/7.5/6.5		9.5/8/7	16/13/11	18/16.5/15
	cfm	318/265/230		335/282/247	565/459/388	635/582/530
External static pressure	Pa	30-100 (50) *2		30-160 (100) *2	50-200 (100) *2	
Sound level (HH/H/L)	dBA	33/31/29		34/32/30	39/37/35	41/39/37
Dimensions (HxWxD)	mm	300X700X700			300X700X700	300X1,000X700
Machine weight	kg	27		27	35	
Piping connections	Liquid (Flare)	ø 6.4				
	Gas (Flare)	ø 12.7				
	Drain	VP25 (External Dia, 32/Internal Dia, 25)				

MODEL		FXMQ63PBV36	FXMQ80PBV36	FXMQ100PBV36	FXMQ125PBV36	FXMQ140PBV36
Power supply		1-phase, 220-240 V/220 V, 50 Hz				
Cooling capacity	Btu/h	24,200	30,700	38,200	47,800	54,600
	kW	7.1	9.0	11.2	14.0	16.0
Heating capacity	Btu/h	27,300	34,100	42,700	54,600	61,400
	kW	8.0	10.0	12.5	16.0	18.0
Casing		Galvanised steel plate				
Airflow rate (HH/H/L)	m <sup>3</sup> /min	19.5/17.5/16	25/22.5/20	32/27/23	39/33/28	46/39/32
	cfm	688/618/565	883/794/706	1,130/953/812	1,377/1,165/988	1,624/1,377/1,130
External static pressure	Pa	50-200 (100) *2				
Sound level (HH/H/L)	dBA	42/40/38	43/41/39	43/41/39	44/42/40	46/45/43
Dimensions (HxWxD)	mm	300x1,000x700		300x1,400x700		
Machine weight	kg	35		45	46	
Piping connections	Liquid (Flare)	9.5				
	Gas (Flare)	15.9				
	Drain	VP25 (External Dia, 32/Internal Dia, 25)				

**Note: Specifications are based on the following conditions**

- Cooling: Indoor temp.: 27°CDB, 19°CWB, Outdoor temp.: 35°CDB, Equivalent piping length: 7.5 m, Level difference: 0 m.
- Heating: Indoor temp.: 20°CDB, Outdoor temp.: 7°CDB, 6°CDB Equivalent piping length: 7.5 m, Level difference: 0 m.
- Capacity of indoor unit is only for reference. Actual capacity of indoor unit is based on the total capacity index.
- Sound level: Anechoic chamber conversion value, measured at a point 1.5 m downward from the unit centre. During actual operation, these values are normally somewhat higher as a result of ambient conditions.
  - \* 1: Power consumption values are based on conditions of rated external static pressure.
  - \* 2: External static pressure can be modified using a remote controller that offers seven (FXMQ20-32P), thirteen (FXMQ40P), fourteen (FXMQ50-125P) or ten (FXMQ140P) levels of control. These values indicate the lowest and highest possible static pressures. The standard static pressure is 50 Pa for FXMQ20-32P and 100 Pa for FXMQ40-140P.

# SPECIFICATIONS

## VRV Indoor Units

### Ceiling Mounted Duct Type



Heating capacity

MODEL		FXMQ170NVE6	FXMQ200NVE6	FXMQ250NVE6
Power supply		1-phase, 220, 240 V/220 V, 50 Hz		
Cooling capacity	Btu/h	65,800	76,400	95,500
	kW	19.3	22.4	28
Heating capacity	Btu/h	71,600	83,300	1,07,500
	kW	21	25	31.5
Casing		Galvanised steel plate		
Airflow rate (H/L)	m <sup>3</sup> /min	58/50	68/58	80/73
	cfm	2,047/1,765	2,400/2,047	2,825/2,578
External static pressure	Pa	100-140 *2	100-200 *2	190-270 *2
Sound level (H/L) 220V	dB(A)	45/42	47/45	49/47
Dimensions (HxWxD)	mm	440x1,190x1,090		440x1,490x1,090
Machine weight	kg	110		130
Piping connections	Liquid (Flare)	ø 9.5		
	Gas (Flare)	ø 19.1		
	Drain	External Dia 32		

### Ceiling Suspended Type



MODEL		FXHQ32MAVE	FXHQ63MAVE	FXHQ100MAVE	FXHQ125BVM6	FXHQ140BVM6
Power supply		1-phase, 220-240 V/220 V, 50/60 Hz			1-phase, 220-240 V/220-230 V, 50/60 Hz	
Cooling capacity	Btu/h	12,300	24,200	38,200	48,000	52,900
	kW	3.6	7.1	11.2	14.1	15.5
Heating capacity	Btu/h	13,600	27,300	42,700	54,600	58,000
	kW	4.0	8.0	12.5	16.0	17.0
Airflow rate (H/M/L)	m <sup>3</sup> /min	12/-/10	17.5/-/14	25/-/19.5	34/26/20	36/27/20
	cfm	424/-/353	618/-/494	883/-/688	1,200/918/706	1,271/953/706
Sound level (H/M/L)	dB(A)	36/-/31	39/-/34	45/-/37	46/41/37	48/42/37
Dimensions (HxWxD)	mm	195x960x680	195x1,160x680	195x1,400x680	235x1,590x690	
Machine weight	kg	24	28	33	41	
Piping connections	Liquid (Flare)	ø 6.4		ø 9.5		
	Gas (Flange)	ø 12.7		ø 15.9		
	Drain	VP20 (External Dia. 26/Internal Dia. 20)				

**Note: Specifications are based on the following conditions**

- Cooling: Indoor temp.: 27°CDB, 19°CWB, Outdoor temp.: 35°CDB, Equivalent piping length: 7.5 m, Level difference: 0 m.
- Heating: Indoor temp.: 20°CDB, Outdoor temp.: 7°CDB, 6°CDB Equivalent piping length: 7.5 m, Level difference: 0 m.
- Capacity of indoor unit is only for reference. Actual capacity of indoor unit is based on the total capacity index.
- Sound level: (FXHQ-MA) Anechoic chamber conversion value, measured at a point 1.5 m downward from the unit centre. (FXHQ-MA) Anechoic chamber conversion value, measured at a point 1 m in front of the unit and 1 m downward. During actual operation, these values are normally somewhat higher as a result of ambient conditions.
  - \* 1: Power consumption values are based on conditions of standard external static pressure.
  - \* 2: External static pressure is changeable to change over the connectors inside electrical box, this pressure means "Standard-High static pressure".

# SPECIFICATIONS

## VRV Indoor Units

### 4-way Flow Ceiling Suspended Type



MODEL		FXUQ71AVEB	FXUQ100AVEB
Power supply		1-phase, 220-240 V/220-230V, 50 Hz	
Cooling capacity	Btu/h	27,300	38,200
	kW	8.0	11.2
Heating capacity	Btu/h	30,700	42,700
	kW	9.0	12.5
Casing		Fresh white	
Airflow rate (H/L)	m <sup>3</sup> /min	22.5/19.5/16	31/26/21
	cfm	794/688/565	1,094/918/741
Sound level (H/M/L)	dB(A)	40/38/36	47/44/40
Dimensions (HxWxD)	mm	198x950x950	
Machine weight	kg	26	27
Piping connections	Liquid (Flare)	9.5	
	Gas (Flare)	15.9	
	Drain	VP20 (External Dia, 26/Internal Dia, 20)	

- Cooling: Indoor temp.: 27°CDB, 19°CWB, Outdoor temp.: 35°CDB, Equivalent piping length: 7.5 m, Level difference: 0 m.
- Heating: Indoor temp.: 20°CDB, Outdoor temp.: 7°CDB, 6°CDB Equivalent piping length: 7.5 m, Level difference: 0 m.
- Capacity of indoor unit is only for reference. Actual capacity of indoor unit is based on the total capacity index.
- Sound level: Anechoic chamber conversion value, measured at a point 1.5 m downward from the unit centre. During actual operation, these values are normally somewhat higher as a result of ambient conditions.

### Wall Mounted Type



MODEL		FXAQ20ARVE6	FXAQ25ARVE6	FXAQ32ARVE6	FXAQ40ARVE6	FXAQ50ARVE6	FXAQ63ARVE6
Power supply		1-phase, 220 V/220 V, 50 Hz					
Cooling capacity	Btu/h	7,500	9,600	12,300	15,400	19,100	24,200
	kW	2.2	2.8	3.6	4.5	5.6	7.1
Heating capacity	Btu/h	8,500	10,900	13,600	17,100	21,500	27,300
	kW	2.5	3.2	4.0	5.0	6.3	8.0
Casing		White (N9.5)					
Airflow rate (H/L)	m <sup>3</sup> /min	7.5/4.5	9/5	11/5.5	13/9	15/12	19/14
	cfm	265/159	318/177	388/194	459/318	530/424	671/494
Sound level (H/L)	dB(A)	35/31	36/31	38/31	39/34	42/37	47/41
Dimensions (HxWxD)	mm	298x929x258					
Machine weight	kg	13.0					
Piping connections	Liquid (Flare)	ø 6.4					ø 9.5
	Gas (Flare)	ø 12.7					ø 15.9
	Drain	VP13 (External Dia, 18/Internal Dia, 13)					

# SPECIFICATIONS

## VRV Indoor Units

### Floor Standing Type/Concealed Floor Standing Type



FXLQ



FXNQ

MODEL		FXLQ32MAVE8	FXLQ50MAVE8	FXLQ63MAVE8
		FXNQ32MAVE8	FXNQ50MAVE8	FXNQ63MAVE8
Power supply		1-phase, 220-240 V/220 V, 50 Hz		
Cooling capacity	Btu/h	12,300	19,100	24,200
	kW	3.6	5.6	7.1
Heating capacity	Btu/h	13,600	21,500	27,300
	kW	4.0	6.3	8.0
Casing		FXLQ: Ivory white (5Y7.5/1)/FXNQ: Galvanised steel plate		
Airflow rate (H/L)	m <sup>3</sup> /min	8/6	14/11	16/12
	cfm	282/212	494/388	565/424
Sound level (H/L) 220V	dB(A)	35/32	39/34	40/35
Dimensions (HxWxD)	FXLQ	mm	600x1,140x222	600x1,420x222
	FXNQ		610x1,070x220	610x1,350x220
Machine weight	FXLQ	kg	30.0	36.0
	FXNQ		23.0	27.0
Piping connections	Liquid (Flare)	mm	ø 6.4	ø 6.4
	Gas (Flare)		ø 12.7	ø 12.7
	Drain		21O.D.	

Note: Specifications are based on the following conditions:

- Cooling: Indoor temp.: 27°CDB, 19°CWB, Outdoor temp.: 35°CDB, Equivalent piping length: 7.5 m, Level difference: 0 m.
- Heating: Indoor temp.: 20°CDB, Outdoor temp.: 7°CDB, 6°CDB Equivalent piping length: 7.5 m, Level difference: 0 m.
- Capacity of indoor unit is only for reference. Actual capacity of indoor unit is based on the total capacity index.
- Sound level: (FXAQ-P) Anechoic chamber conversion value, measured at a point 1 m in front of the unit and 1 m downward. (FXLQ-MA, FXNQ-MA) Anechoic chamber conversion value, measured at a point 1.5 m in front of the unit at a height of 1.5 m. During actual operation, these values are normally somewhat higher as a result of ambient conditions.

# SPECIFICATIONS

## VRV Indoor Units

### Multi Cube (Spot AC) type



Model		FXPQ25AVM	
Power Supply		1 Phase, 50Hz, 220-240 V	
Capacity (watt)	Cooling	2800	
	Heating	3200	
Dimension (HXWxD) mm		455X555X470	
Casing		Galvanised Steel plate	
Fan	Type		Propeller Fan
	Airflow Rate (H/L)	CMH	13.5 / 11.0
		CFM	477 / 393
	External Static Pressure	PA	5
	Drive		Direct Drive
Sound Level		dB(A)	51
Machine Weight		Kg	30
Piping Connections	Liquid Pipe	mm	6.4mm dia (Flare Connection)
	Gas Pipe	mm	12.7mm dia (Flare Connection)
	Drain Pipe	mm	(External dia 27.2mm, internal dia 21.6mm)
Refrigerant Control		Electronic Expansion Valve	
Air Filter		Long Life Filter (Resin Net)	

**Specifications are based on the following conditions:**

- Cooling: Indoor temp.: 27°CDB, 19.5°CWB, Outdoor temp.: 35°CDB, Equivalent piping length: 7.5 m, Level difference: 0 m.
- Heating: Indoor temp.: 20°CDB, 15°CWB, Outdoor temp.: 7°CDB, 6°CWB, Equivalent piping length: 7.5 m, Level difference: 0 m.
- Sound level: Anechoic chamber conversion value, measured at a point 1 m in front of the unit at a height of 1.5 m. During actual operation, these values are normally somewhat higher as a result of ambient conditions.

# SPECIFICATIONS

## VRV Outdoor Units

MODEL	RX(Y)MQ4BRV16	RX(Y)MQ5BRV16	RX(Y)MQ6ARV16	RX(Y)MQ8ARY16	RX(Y)MQ10BRY16	RX(Y)MQ12BRY16	
Power Supply	1 Phase, 220-240V, 50Hz			3 Phase, 380-414V, 50Hz			
Cooling Capacity	Btu/h	38,200	47,700	54,500	76,400	95,500	1,14,000
	kW	11.2	14.0	16.0	22.4	28	33.5
Heating Capacity	Btu/h	38,200	47,700	61,400	85,300	95,500	1,14,000
	kW	11.2	14.0	18.0	25.0	28	30.5
Capacity Control	%	24-100	16-100	16-100	09-100	11-100	
Casing Colour		Ivory White					
Compressor	Type	Hermetically Sealed Swing Type				Hermetically Sealed Scroll Type	
	No. of compressor	1					
Airflow Rate	m <sup>3</sup> /min	80		87	123	182	
Dimension (HxWxD)	mm	990x940x320		870x1100x460		1627x940x460	
Machine Weight	kg	RXMQ4BRV16: 76	RXMQ5BRV16: 80	100	120	165	170
		RXYMQ4BRV16: 78	RXYMQ5BRV16: 82				
Sound Level (Cooling)	dBA	53	54	52	59	59	60
Operation Range	Cooling	°CDB 0-49°C		°CDB 0-52°C		°CDB 0-49°C	
	Heating	°CWB -20-15.5°C		°CWB -20-15.5°C		°CWB 0-15.5°C	
Refrigerant	Type	R410A					
	Liquid	mm ø9.5 (Flare)		mm ø9.5 (Flare)		mm ø9.5 (Brazing)	mm ø12.7 (Brazing)
	Gas	mm ø15.9 (Flare)	mm ø19.1 (Brazing)	mm ø19.1 (Brazing)		mm ø22.2 (Brazing)	mm ø25.4 (Brazing)
Combination Ratio	%	50-130%					

**Specifications are based on the following conditions:**

- Cooling: Indoor temp: 27°CDB, 19.5°CWB, Outdoor temp 35°CDB, Equivalent Piping Length: 7.5 m, Level difference: 0 m.
- Heating Indoor temp.: 20°CDB 15°CWB, Outdoor temp.: 7°CDB, 6°CWB, Equivalent Piping Length: 7.5 m, Level difference 0 m.
- Sound level: Anechoic chamber conversion value, measured at a point 1 m in front of the unit at a height of 1.5 m. During actual operation, these values are normally somewhat higher as a result of ambient conditions.

Reiri for Office

Reiri for Office is the ideal building management solution for all sizes of commercial buildings, especially for small to medium-sized buildings, regardless of location. This smart building solution provides affordable and scalable building control and energy management, allowing users greater control and automation of building utilities such as air-conditioning and lighting, and to monitor and manage energy performance and indoor air quality.



Expanded Features



Reiri for Office DCPF01



Reiri for Office Controller Extension DCPF05



Reiri for Office Multisite Extension DCPF10



VRV S CONTROL SYSTEM

Reiri for Home



Reiri for Home is the complete smart home solution with seamless integration capabilities, allowing users to control and monitor all smart home devices conveniently from just a single mobile app. From security and safety enhancements to indoor air quality and energy management, Reiri for Home is the ideal home automation system for every homeowner.




Reiri for Home DCPH01



Reiri for Home Lite Version DCPH02

Reiri for Hotel

Reiri for Hotel effectively saves energy and cost while prioritizing guests' comfort and satisfaction. With this smart hotel solution, energy consumption is optimised without compromising on the guests' in-room comfort. Hotel managers and staff are also able to conveniently monitor the status and manage the settings of every room.



Reiri for Hotel DCPL01



Reiri for Resort DCPR01



### CONNECTABLE

Various types of equipment in a building can be controlled by a single controller.

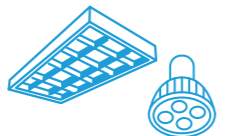
### Individual Air-conditioning Control

From VRV to SkyAir to Split Units, conveniently manage all air-conditioning needs with flexible and precise control when connected to Reiri.



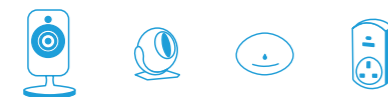
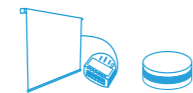
### Lighting Control DALI Compatible

Monitor and control DALI-compatible LED lighting systems from a single controller, with enhanced automation through interlocking functions with air-conditioners and other connectable devices.



### Smart Devices

Connect to a wide variety of smart devices, ranging from IP cameras to locks and sensors, and access all of them from just one Reiri app.



## BENEFITS OF REIRI

### Energy Saving

By automating air-conditioning and lighting controls through available functions such as Scheduling and Interlocking, energy consumption is greatly minimized while maximising comfort and efficiency.

### Energy and Cost Management

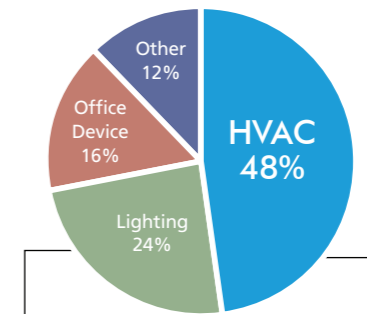
Easily monitor and analyse energy consumption with data trend graphs, reports and even real-time energy monitoring display. Tenant billing management is also available for effective cost management.

### Integration Capabilities

Reiri is able to integrate and connect to various sensors and smart devices, thus making it the ideal all-in-one platform to monitor and control every room's indoor environment, such as temperature, humidity, indoor air quality and illuminance. Integration Capabilities

Energy-efficient control of air-conditioning and lighting is the key to cutting energy costs.

Electricity consumption ratio in typical office buildings.



HVAC and lighting account for 72%

Source: Agency for Natural Resources and Energy, Government of Japan



For More information 'Scan Me'




For More information 'Scan Me'

# VRV Indoor Units

## Individual Control Systems for VRV Indoor Units

### Navigation remote controller (Wired remote controller) (Optional)

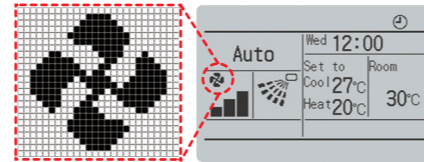


BRC1E63 & BRC1F61 (Only for FXEQ Series)

#### Clear display

- Dot matrix display**

A combination of fine dots enables various icons. Large text display is easy to see.




- Backlight display**

Backlight display helps operating in dark rooms.

#### Simple operation

- Large buttons and arrow keys**

Large buttons and arrow keys enable easy operation. Basic setting such as fan speed and temperature can be intuitively operated. For other settings, just select the function from the menu list.



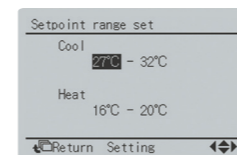
- Guide on display**

The display gives an explanation of each setting for easy operation.

### Energy saving

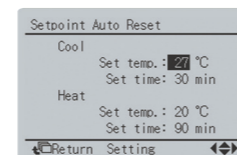
- Set point range set**

- Saves energy by limiting the min. and max. set temperature.
- Avoids excessive cooling or heating.
- This function is convenient when the remote controller is installed at a place where any number of people may operate it.



- Set point auto-reset**

- Even if the set temperature is changed, it returns to the preset temperature after a preset period of time.
- Period selectable from 30 min/60 min/90 min/120 min.



- Off timer**

- Turns off the air conditioner after a preset period of time.
- Period can be preset from 30 to 180 minutes in 10-minute increments.

**Restaurant sample**

<b>Restaurant opened</b> Temperature is set to 27°C	<b>Full tables at lunchtime</b> Then is lowered to 24°C for crowded room	<b>After 30 minutes*</b> Automatically returns to preset temperature [27°C]
--	---	--

\*Setting possible for after 30, 60, 90, and 120 minutes.

# VRV Indoor Units

## Convenience

- Setback (default:OFF)**

Maintains the room temperature in a specific range during an unoccupied period by temporarily starting air conditioner that was turned OFF.

	Setback temperature	Recovery differential
Cooling	33 — 37 °C	-2 — -8 °C

Ex) Setback temperature Cooling : 35°C Recovery differential Cooling : -2°C  
When the room temperature goes above 35°C, the air conditioner starts operating in Cooling automatically. When room temperature reaches 33°C, the air conditioner turns OFF.

- Weekly schedule**

- Five actions per day can be scheduled for each day of the week.
- The holiday function will disable schedule timer for the days that have been set as holiday.
- Three independent schedules can be set. (e.g. summer, winter, mid-season)

Schedule nr 1

Time	Act	Cool	Heat
Mon 8:30	ON	25°C	—
10:00	OFF	—	—
13:00	ON	25°C	—
15:00	OFF	—	—

### College classroom sample (a summer Monday case)

<b>1) 8:30 ON</b> The first period starts and the air conditioner starts the cooling operation.	<b>2) 10:00 OFF</b> In the second period, the classroom is unoccupied and the air conditioner stops.	<b>3) 13:00 ON</b> When the third period starts, operation starts again.	<b>4) 15:00 OFF</b> After the third period, the classroom becomes vacant again and the air conditioner stops.
--	---	---	--

## Comfort

- Individual airflow direction (\*1)**

Airflow direction of each of the four air outlets can be controlled individually. (Positions 0 to 4, Swing, and No individual setting are selectable.)

<b>1</b> Individual setting Outlet UnitA Direction Position 3	<b>2</b> Individual setting Outlet UnitA Direction Position 0
<b>3</b> Individual setting Outlet UnitA Direction Position 2	<b>4</b> Individual setting Outlet UnitA Direction Swing

- Auto airflow rate (\*2)**

Airflow rate is automatically controlled in accordance with the difference between room temperature and set temperature.

\*1 Only available for VRV 4-Way Flow Ceiling Suspended type FXUQ-A series  
\*2 Only available for VRV 4-Way Flow Ceiling Suspended type FXUQ-A series

# Individual Control Systems for VRV Systems

## Stylish remote controller (Option) - Madoka



BRC1H61W (White)

BRC1H61K (Black)

A complete redesigned controller focused to enhance user experience



### Product Features

- Combines refinement and simplicity
- Echoes the distinct blue circle and simplicity of design
- Two attractive colours to match any interior
- Compact, measures only 85 x 85 mm

### User-friendly interface

- Just three buttons and a large-figure display
- Customisable display
- Direct access to basic functions (ON/OFF, Operation mode, temperature setting, Airflow rate, Airflow direction)



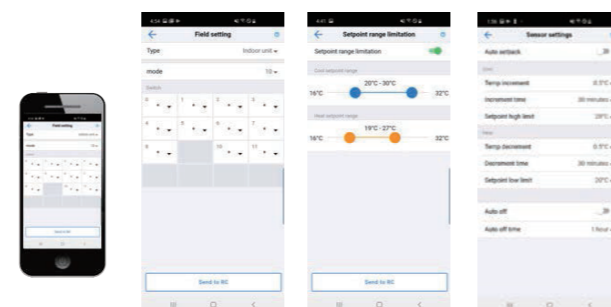
## Easy setting via Bluetooth App with smartphone (for Installer/Facility manager)

### Keep hotel room comfortable

- Improved setback function by setting the lower temperature limit in cooling mode.

### Shorter installation time

- Easy to create multiple remote control and field settings via App
- Prepare a setting in advance at the office and immediately send it to the on-site remote controller
- Save and reuse settings



<App screen image>

# Individual Control Systems for VRV Indoor Units

Easy operation with new intuitive design



BRC2E61

### Simple operation

Using only six buttons, users have direct access to basic functions. This enables them to easily set comfort to their preference.

- ON/OFF
- Operation mode
- Temperature setting
- Airflow rate (5-step & Auto)\*
- Up and down airflow direction (5-step & Swing)\*
- ON/OFF timer

### Intuitive design

- By using pictograms, the user-friendly interface enables convenient and easy operation.

### Compact size

- Measuring only 85 x 85 mm, the new remote controller is extremely compact and complements any interior design.


## Wireless remote controller (Option)



- Then same operation mode and setting as with wired remote controllers are possible.  
\*Individual airflow direction, auto air-flow rate and sensing sensor control can be set only via wired remote controller BRC1E62. Cannot be set via other remote controllers.
- A compact signal receiver unit (separate type) to be mounted into wall or ceiling is included.
- A signal receiver unit (installed type) for a Ceiling Mounted Cassette (Round Flow, Compact Multi Flow, Double Flow) type, Ceiling Suspended Type and Wall Mounted type is mounted into the Indoor unit.



Signal receiver unit can be installed on the panel.  
Ex. Ceiling Mounted Cassette (Round Flow) type



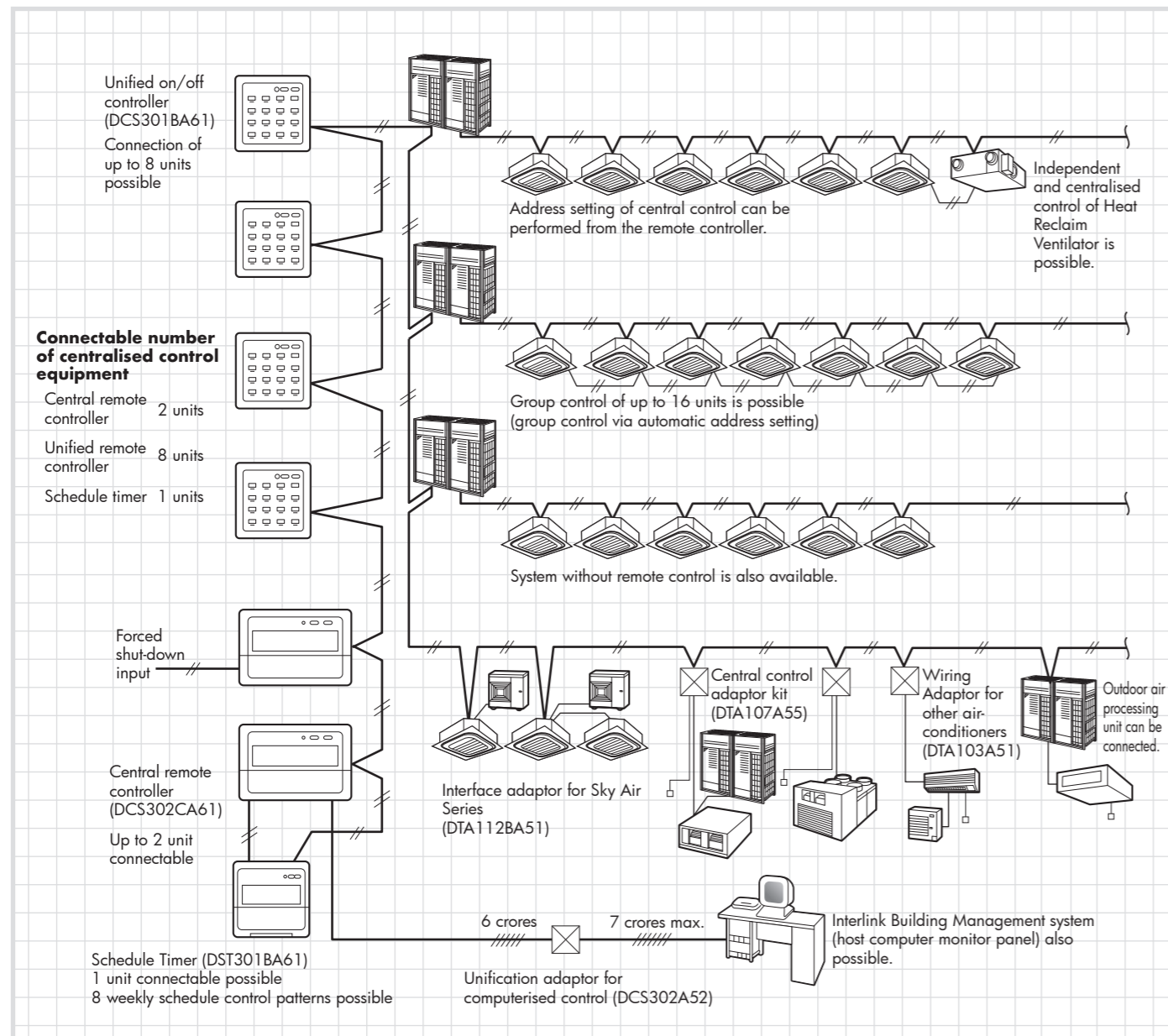
\*Wireless remote controller and signal receiver unit are sold as a set  
\*Refer to page 90 for the name of each model

## Wide variation of remote controller for VRV indoor unit

	FXFQ-AVM FXFQ-S	FXZQ	FXCQ	FXUQ	FXEQ	FXDQ	FXMQ	FXHQ	FXAQ	FXL(N)Q	FXVQ
<b>Navigation remote controller</b> (Wired remote controller) BRC1E63	●	●	●	●	●	●	●	●	●	●	
<b>Wired remote controller</b> (BRC2E61)		●	●	●	●	●	●	●	●	●	
<b>Wireless remote controller*</b>	●	●	●	●	●	●	●	●	●	●	

# Individual Control Systems for VRV Systems


- Up to 64 groups of indoor units (128 units) can be centrally controlled.
- Optional controllers for centralised control can be combined freely and system can be designed in accordance with building scale and purpose.
- System integrated with various air conditioning peripheral equipment such as Heat Reclaim Ventilator is easy.
- Wiring can be run up to a length of 2km, and adapts easily to large-scale system expansion.



• Certain indoor units limit the functions of some control systems.

# Individual Control Systems for VRV Indoor Units

## Residential remote controller (Optional)




DCS303A51

**Max. 16 groups of indoor units can be easily controlled with the large LCD Panel.**

- Max. 16 group (128 indoor units) controllable.
- Backlight and large LCD panel for easy readability.
- ON/OFF, temperature setting and scheduling can be controlled individually for indoor units.
- All indoor units can be turned on or off at once with "ALL" button.
- Outside temperature display.

\*For residential use only. Cannot be used with other centralised control equipment.

## Central remote controller (Optional)



DCS302CA61

**Max. 64 groups(zones) of indoor units can be controlled individually same as LCD remote controller.**

- Max. 64 group (128 indoor units) controllable.
- Max. 128 group (128 indoor units) are controllable by using 2 central remote controllers, which can be controlled from 2 different places.
- Zone control.
- Malfunction code display.
- Max. wiring length 1,000m (Total: 2,000m).
- Airflow volume and direction can be controlled individually for indoor units in each group operation.
- Ventilation volume and mode can be controlled for Heat Reclaim Ventilator.
- Up to 4 ON/OFF pairs can be set per day by connecting a schedule timer.

## Unified ON/OFF controller (Optional)



DCS301BA61

**Max. 16 groups of indoor units can be operated simultaneously/individually.**

- Max. 16 group (128 indoor units) controllable.
- 2 remote controllers can be used to control 2 different places.
- Operating status indication (Normal Operation, Alarm).
- Centralised control indication.
- Max. wiring length 1,000m (Total: 2,000m).
- Compact size casing (Thickness: 16mm).

## Schedule timer (Optional)



DST301BA61

**Max. 128 indoor units can be operated as programmed schedule.**

- Max. 128 indoor units controllable.
- When used in combination with a central remote controller, a maximum of 8 weekly schedule patterns can be set, while the central controller can be used to select desired zones. Up to 2 ON/OFF pairs can be set per day.
- Max. 8 hours back-up power supply.
- Max. wiring length 1,000m (Total: 2,000m).
- Compact size casing (Thickness: 16mm).

# Advanced Control Systems for VRV Indoor Units



**One touch selection enables flexible control of equipment in a building.**



DCM601A51

Various types of equipment in a building can be controlled by a single controller.

## Individual air-conditioning control

The flexible control achieved by the VRV system precisely meets different air conditioning needs in each room (e.g. offices, conference rooms, hotel rooms).



## Lighting control

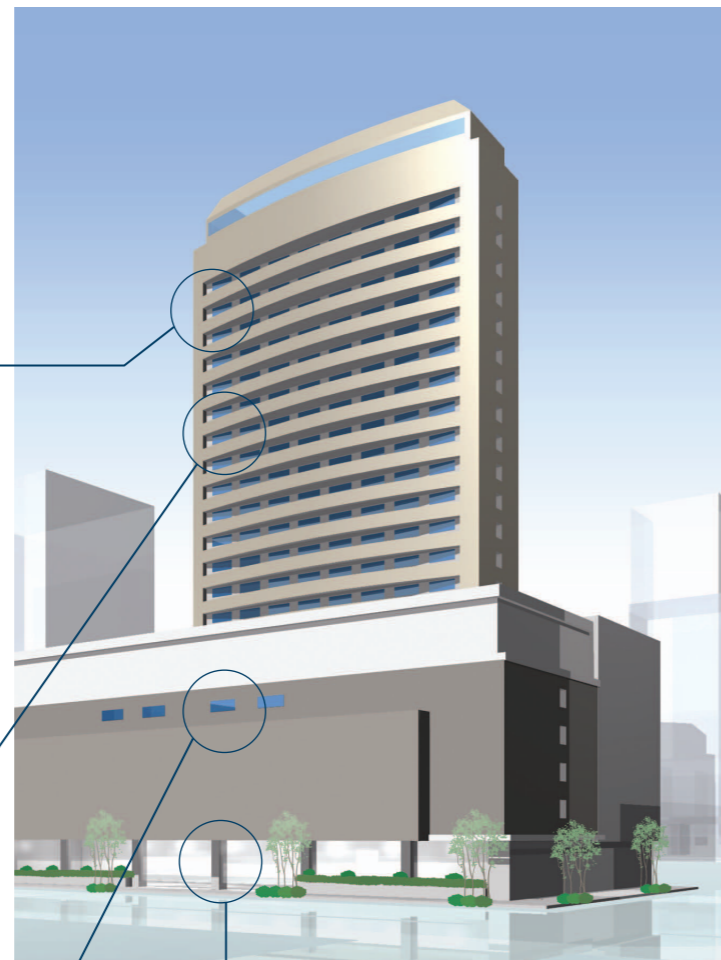
**DALI-compatible**

DALI-compatible LED lighting systems can be controlled and monitored. Lighting control is enhanced through an interlock function with air conditioners and other functions.



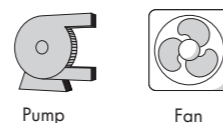
## Air conditioning control for large spaces

Air handling units can also be controlled. Large spaces, such as entrance halls and shopping malls, can be easily controlled to ensure comfort.



## Building equipment control

Various types of equipment other than air conditioners, including ventilators, fans, and pumps, can also be controlled.



For More information 'Scan Me'

# For Energy Saving & Comfort

## Intelligent Touch Manager maximises the advantages of VRV features

Intelligent Touch Manager is an advanced multi-zone controller that provides the most cost-effective way to control and monitor the Daikin VRV system.

The 10.4" LCD touch screen is easy to use with three different screen views to include the floor plan layout view, icon view and list view and menus for system configurations.

It is also easy to use with standardised remote Web Access from your PC.

It can manage a total of 650 management points consisting of up to 512 Daikin indoor unit groups (up to 1024 indoor units) along with building equipment control / monitoring with Digital Inputs / Output (Di/Dio), Analog Inputs / Output (Ai/Ao) and Pulse input (Pi) optional devices.

<h3>Schedule the operation time for each application.</h3>	<h3>Define the set point range that users can change.</h3> <p><b>With Remote controller</b></p> <p><b>With Control System</b></p>
<h3>Turn the unit OFF, if a user didn't.</h3> <p>Working hours (Scheduled) ↓ Turn ON again by remote controller, forgot to turn OFF, and left.</p> <p>8:00 17:00 18:30 8:00</p> <p>Turn OFF as scheduled   Automatically turn OFF to cut wasteful operation</p>	<h3>Reset set point regularly.</h3> <p>Change to 20°C   Stop   Start</p> <p>24°C   20°C</p> <p>8:00 10:00 18:00 8:00</p> <p>Set at 24°C   Reset to 24°C</p> <p>Saved power consumption by control system</p>

# Advanced Control Systems for VRV Indoor Units

In addition to switching lights on and off, advanced lighting control, such as illuminance adjustment, can be achieved

## Lighting control (Optional)

Connection to DALI - compatible lighting control system

Simple wiring (daisy chain) enables management of LED lighting by the *intelligent Touch Manager*.

Various air conditioning and lighting control is enabled through the interlock with occupancy sensors and illuminance sensors.

**DALI-compatible**

Please contact your local sales office for details.

Air conditioning and lighting for which power consumption is high can be efficiently controlled to promote energy conservation and cost reduction!



### Lighting control achieved by the intelligent Touch Manager

#### [Operation]

- Switch-on/switch-off operation
- Illuminance (1-100%) control
- Various illuminance patterns can be registered
- Registered pattern can be selected from *intelligent Touch Manager*

#### [Monitoring]

- Switch-on/switch-off status monitoring
- Lighting abnormality monitoring
- Illuminance monitoring
- DALI occupancy sensor monitoring
- DALI illuminance sensor monitoring

#### [Overview of control]


- Up to 5 DALI modules can be connected to a single BACnet® controller.
- Up to 64 DALI LED drivers (64 addresses) can be connected to a single DALI module.
- Up to 16 scenes can be set to a single DALI module.
- 64 DALI addresses can be freely assigned to up to 16 groups using a single DALI module. (Each group corresponds to a management point of the *intelligent Touch Manager*.)
- Up to 12 sensors (occupancy, illuminance) can be connected to a single DALI module.
- DALI BAS simplifies wiring and setting work by daisy chain wiring and automatic address setting.

## Easy maintenance and energy saving by lighting control

### Case 1

Switch-on/switch-off and illuminance are controlled based on a schedule to cut wasteful power consumption.

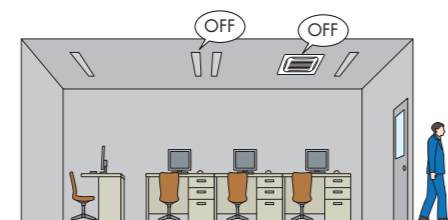
- Failing to switch off lights is prevented.



- Optimal illuminance reduces energy.

### Case 2

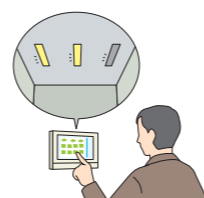
Occupancy sensors are used to eliminate both wasteful lighting and air conditioning. When a room is unoccupied, the air conditioning stops and the lighting is switched off.



### Case 3

Lighting abnormalities (e.g. burned-out bulbs) can be checked on the *intelligent Touch Manager* screen.

Lighting maintenance becomes easier and quicker.



The layout screen enables quick identification of specific locations.

# Tenant Management (PPD Option)

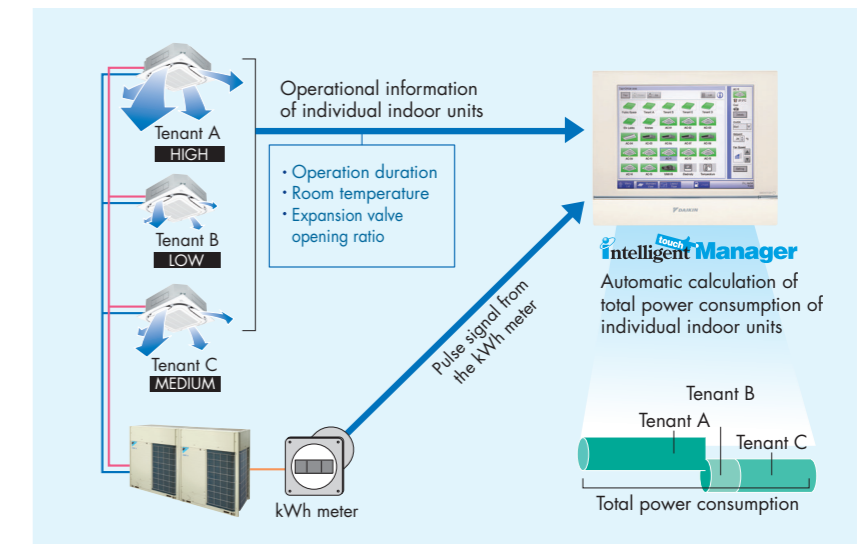
Reporting the power consumption of VRV system for each tenant

With the PPD function, power consumption can be calculated for each indoor unit (Optional)

The energy consumption is proportionally calculated for each indoor unit. The data can be used for energy management and calculation of air conditioning usage fees for respective tenants.

Operational information of individual indoor units are monitored, based on distribution of power consumption of outdoor units.

Daikin's PPD keeps track of power distribution for each indoor unit. It performs air conditioning billing calculations quickly and automatically.



\*PPD (Power Proportional Distribution) is Daikin's proprietary calculation method.

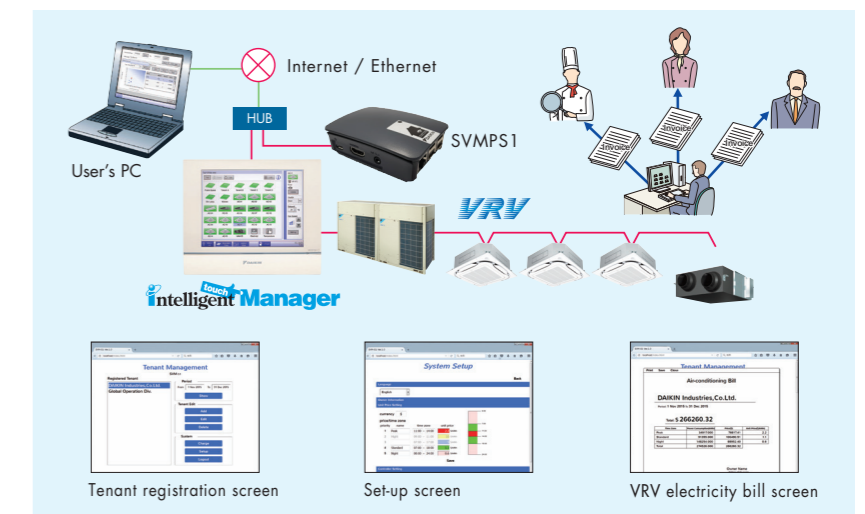
It is easy to output PPD data.

PPD data is output in CSV format to a PC or USB memory device and can be freely processed and managed.

## Air conditioning bills can be issued by one click

Electricity bills can be easily calculated for each tenant (Optional)

The power consumption of VRV controlled by the *intelligent Touch Manager* can be easily managed for each tenant using a PC. The electricity bill settings facilitate billing work through easy calculation and issuance of VRV electricity bills.



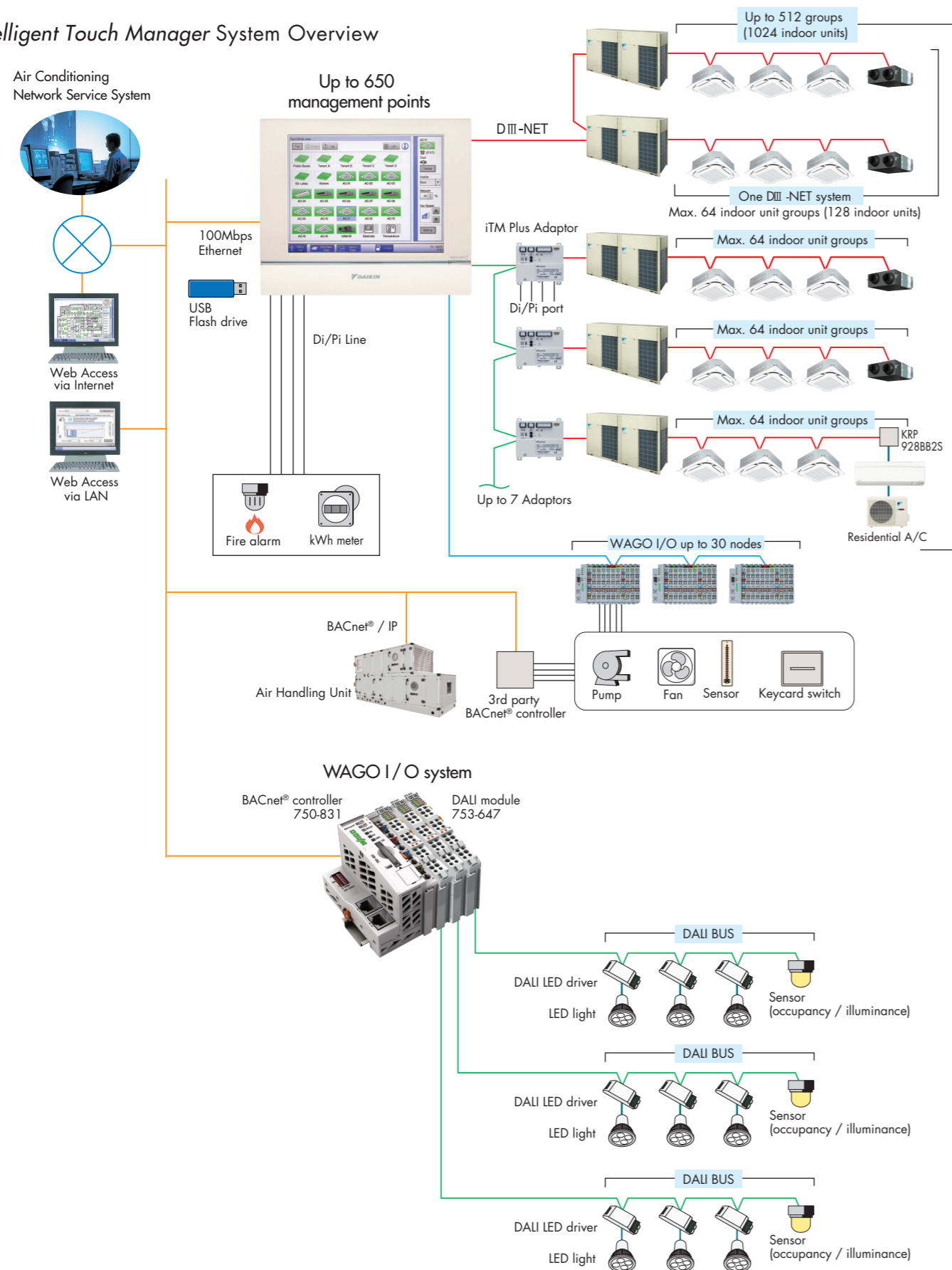
#### [ Main functions ]

- Register tenants
- Set the electricity unit price for 5 time zones
- Calculate power consumption and electricity charge for each tenant
- Show aggregation results in the specified period for each tenant
- Output the results (Printout and CSV file)

# Advanced Control Systems for VRV Indoor Units

## System structure

### intelligent Touch Manager System Overview



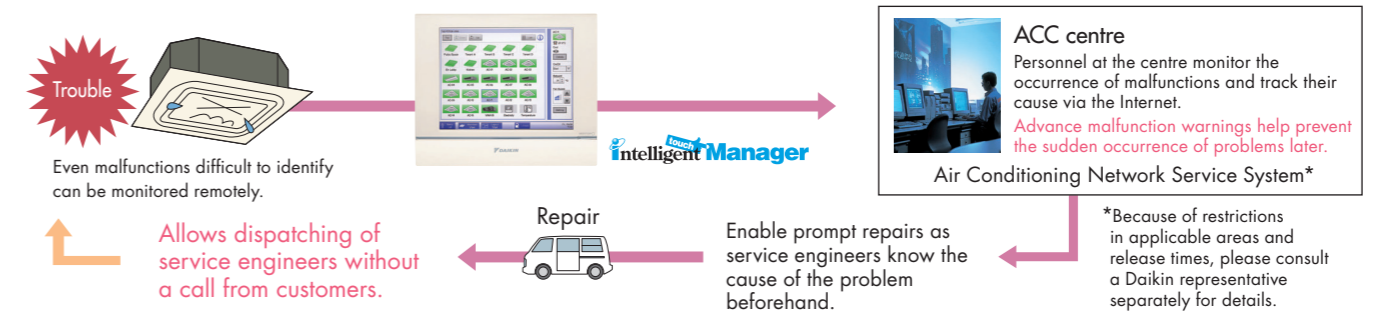
# Air Conditioning Network Service System

## Preventive Maintenance

The *intelligent Touch Manager* can be connected to Daikin's own Air Conditioning Network Service System for remote monitoring and verification of operation status for VRV system. By its ability to predict malfunctions, this service provides customers with additional peace of mind.

### Enhanced convenience with link to the Air Conditioning Network Service System

The *intelligent Touch Manager* connects seamlessly to Daikin's 24-hour Air Conditioning Network Service System.



## Daikin Offers a Variety of Control Systems

### Convenient controllers that offer more freedom to administrators



### Intelligent Controller

Ease of use and expanded control functions

The user-friendly controller features colours, multilingual function, and icons in the display for ease of understanding. A wide variety of control methods can be accommodated, permitting administrators to monitor and operate the system even when they are away from the controller.

### Connect VRV system to your BMS via BACnet® or LONWORKS®

Compatible with BACnet® and LONWORKS®, the two leading open network communication protocols, Daikin offers interfaces that provide a seamless connection between VRV system and your BMS.



DMS502B51 (Interface for use in BACnet®)

BACnet®  
Seamless connection between VRV system and BACnet® open network protocol.



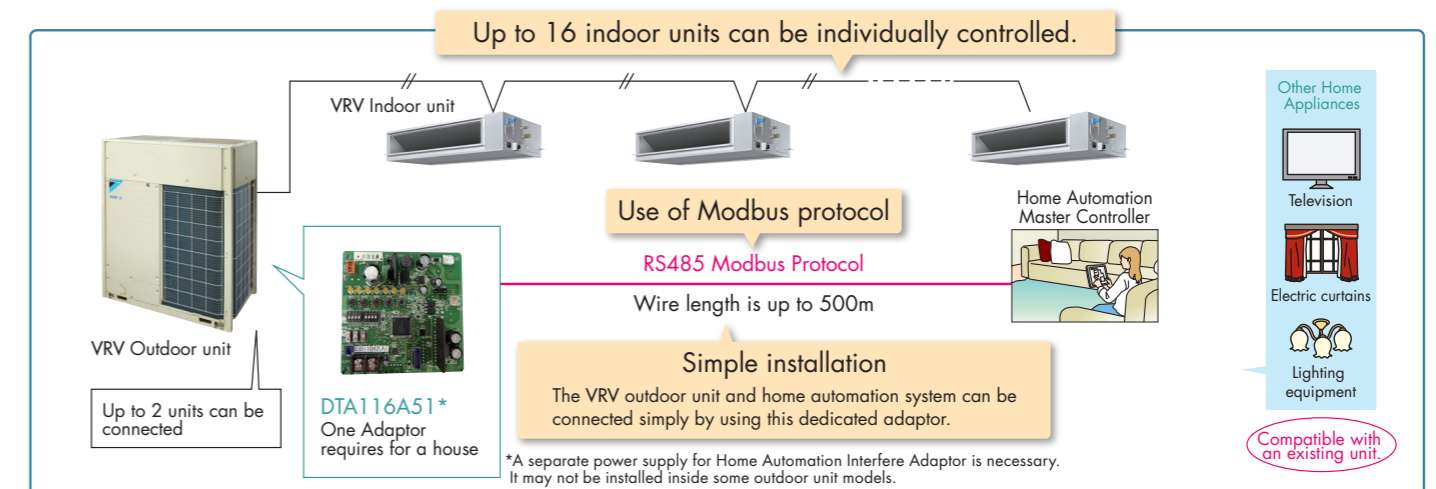
DMS504B51 (Interface for use in LONWORKS®)

LONWORKS®  
Facilitating the network integration of VRV system and LONWORKS®

Dedicated interfaces make Daikin air conditioners freely compatible with open networks

Notes: 1. BACnet® is a registered trademark of American Society of Heating, Refrigerating and Air-Conditioning Engineers (ASHRAE).  
2. LONWORKS® is a trademark of Echelon Corporation registered in the United States and other countries.

## Modbus Interface Adaptor





# Option List

## Operation Control System Optional Accessories

### For VRV indoor unit use

No.	Item	Type	FXFSQ-A	FXFSQ-A	FXZQ-M	FXUQ-A	FXCQ-M	FXKQ-AV	FXDQ-PD
			(For Black Panel)						
1	Remote controller	Wireless	BRC7M634K	BRC7M632F-6	BRC7M630W-6	BRC7CB58	BRC7M65	BRC63AV	BRC4M61-6
		Receiver Handset		BRC4M150W16				BRC4M150W16	
		Wired							
2	Navigation remote controller (Wired remote controller)		BRC1E63		BRC2E61				
3	Simplified remote controller (Exposed type)				BRC1E63 Note 7				
4	Remote controller for hotel use (Concealed type)				BRC2C51				
5	Adaptor for wiring		★KRP1C63		★KRP1BA57		★KRP1B61		★KRP1B56
6-1	Wiring adaptor for electrical appendices (1)		★KRP2A62		★KRP2A62		★KRP2A61		★KRP2A53
6-2	Wiring adaptor for electrical appendices (2)		★KRP4AA53		★KRP4AA53		★KRP4AA51		★KRP4A54
7	Remote sensor (for indoor temperature)		KRC501-4B		KRC501-1B				
8	Installation box for adaptor PCB ☆		Note 2, 3 KRP1H98		Note 4, 6 KRP1BA101		Note 2, 3 KRP1B96		Note 4, 6 KRP1BA101
9	External control adaptor for outdoor unit		★DTA104A62		★DTA104A62		★DTA104A61		★DTA104A53
10	Adaptor for multi tenant		★DTA114A61						

No.	Item	Type	FXMQ-P/	FXMQ-NVE	FXHQ-MA/AVM	FXAQ-A	FXLQ-MA	FXVQ-N
			FXMQ-ARV				FXNQ-MA	
1	Remote controller	Wireless	BRC4M61-6	BRC7EA63W9	BRC7N618-6	BRC4M61-6		
		Receiver Handset	BRC4M150W16	/BRC7M53	BRC4M150W16			
		Wired						
2	Navigation remote controller (Wired remote controller)		BRC2E61		BRC2E61 Note 8			
3	Wired remote controller with weekly schedule timer		BRC1E63 Note 7		BRC1E63 Note 9			
4	Simplified remote controller (Exposed type)		BRC2C51		BRC2C51			
5	Remote controller for hotel use (Concealed type)		BRC3A61		BRC3A61			
6	Adaptor for wiring		★KRP1C64	KRP1B61	KRP1BA54		KRP1B61	KRP1C67
7-1	Wiring adaptor for electrical appendices (1)		★KRP2A61	KRP2A61	★KRP2A61		KRP2A61	
7-2	Wiring adaptor for electrical appendices (2)		★KRP4AA51	KRP4AA51	★KRP4AA52		KRP4AA51	KRP2A62
8	Remote sensor (for indoor temperature)		KRC501-4B				KRC501-1B	
9	Installation box for adaptor PCB ☆		Note 1 KRP4A96		Note 3 KRP1CA93		Note 1 KRP4AA93	
10	External control adaptor for outdoor unit		★DTA104A61	DTA104A61	★DTA104A62		DTA104A61	DTA104A62
11	Adaptor for multi tenant		★DTA114A61				★DTA114A61	
12	External control adaptor for cooling/heating							KRP6A1
13	Remote controller with key							KRCB37-1

### Function List

		Round Flow with Sensing Type
		FXFSQ-A
Remote controller	Wired	BRC1E63
	Wireless	—
Dual sensors *1		○
Direct airflow *1		○
Sensing sensor low mode *1		○
Sensing sensor stop mode *1		○
Circulation airflow		○
Individual airflow direction control		○
Switchable 5 step fan speed		○
Auto-airflow rate		○
Auto-swing		○
Swing pattern selection		○
High ceiling application		○

#### Notes:

1. Installation box ☆ is necessary for each adaptor marked ★.
2. Up to 2 adaptors can be fixed for each installation box.
3. Only one installation box can be installed for each indoor unit.
4. Up to 2 installation boxes can be installed for each indoor unit.
5. Installation box ☆ is necessary for second adaptor.
6. Installation box ☆ is necessary for each adaptor.
7. Individual airflow direction, auto airflow rate and sensing sensor control can be set only via wired remote controller BRC1E63. Cannot be set via other remote controllers.
8. Since the control panel is equipped as standard, use the option for 2 remote control system.
9. When using BRC1E63, be sure to remove the control panel and since BRC1E63 cannot be stored inside the indoor unit, please place it separately.

For FXZQ-BVM6 IDU				Model
Remote controller (for grid ceiling panel)	Wireless	Heat Pump		BRC7M530W
Remote controller (for decoration panel)	Wireless	Heat Pump		BRC7E530W
Navigation remote controller				BRC1E63
Simplified remote controller				BRC2E61
Adaptor for wiring (operation status output)				★BRP11B62
Wiring adaptor for electrical appendices (1)				★KRP2A62
Wiring adaptor for electrical appendices (2)				★KRP4AA53
Remote sensor (for indoor temperature)				BRC501A-5
Installation box for adaptor printed circuit board*2				KRP1BB101 (Note 3, 4)
External control adaptor for outdoor unit				★DTA104A62
Multi tenant unit (24V free type) for indoor				★BRP11A61

# Option List

## System Configuration

No.	Item	Type	Model No.	Function
1	Residential central remote controller		Note 2 DCS303A51	• Up to 16 groups of indoor units (128 units) can be easily controlled using the large LCD panel. ON/OFF, temperature settings and scheduling can be controlled individually for indoor units.
2	Central remote controller		DCS302CA61	• Up to 64 groups of indoor units (128 units) can be connected, and ON/OFF, temperature setting and monitoring can be accomplished individually or simultaneously. Connectable up to 2 controllers in one system.
2-1	Electrical box with earth terminal (3 blocks)		KJB311AA	
3	Unified ON/OFF controller		DCS301BA61	• Up to 16 groups of indoor units (128 units) can be turned, ON/OFF individually or simultaneously, and operation and malfunction can be displayed. Can be used in combination with up to 8 controllers.
3-1	Electrical box with earth terminal (2 blocks)		KJB212AA	
3-2	Noise filter (for electromagnetic interface use only)		KEK26-1A	
4	Schedule timer		DST301BA61	• Programmed time weekly schedule can be controlled by unified control for up to 64 groups of indoor units (128 units). Can turn units ON/OFF twice per day.
5	5-room centralised controller for residential indoor units	For CDXS, FDK(X)S, FTK(X)S	Note 3 KRC72A	• Up to 5 indoor units can be controlled. This is a low cost system which can only control ON/OFF.
6	Interface adaptor for residential indoor units	For CDXS, FDK(X)S, FTK(X)S	KRP928BB2S	• Adaptors required to connect products other than those of the VRV System to the high-speed DIII-NET communication system adopted for the VRV System.
7	Interface adaptor for SkyAir-series	For FCQ-B, FFQ-B, FHQ-BV, FBQ-B	★DTA112BA51	
8	Central control adaptor kit	For UAT(Y)-K(A), FD-K	★DTA107A55	* To use any of the above optional controllers, an appropriate adaptor must be installed on the product unit to be controlled.
9	Wiring adaptor for other air-conditioner		★DTA103A51	
10	DIII-NET Expander Adaptor		DTA109A51	• Up to 1024 units can be centrally controlled in 64 different groups. • Wiring restrictions (max. length: 1,000m, total wiring length: 2,000m, max. number of branches: 16) apply to each adaptor.
10-1	Mounting plate		KRP4A92	• Fixing plate for DTA109A51

Notes: 1. Installation box for ★ adaptor must be obtained locally.

2. For residential use only. Cannot be used with other centralised control equipment.

3. A wiring adaptor (KRP413AB1S) is also required for each indoor unit.

## Building Management System

No.	Item			Model No.	Function	
1	Intelligent Touch Controller	Basic	Hardware	Intelligent Touch Controller	DCS601C51	• Air conditioning management system that can be controlled by a compact all-in-one unit.
1-1		Option	Hardware	DIII-NET plus adaptor	DCS601A52-9	• Additional 64 groups (10 outdoor units) is possible.
1-2				Electrical box with earth terminal (4 blocks)	KJB411A	• Wall embedded switch box.
2	Intelligent Touch Manager	Basic	Hardware	Intelligent Touch Manager	DCM601B51	• Air conditioning management system that can be controlled by touch screen.
2-1			Hardware	iTM plus adaptor	DGE601A52/53	• Additional 64 groups (10 outdoor units) is possible. Max. 7 iTM plus adaptors can be connected to Intelligent Touch Manager.
2-2		Option		iTM power proportional distribution	DCM002A51	• Power consumption of indoor units are calculated based on operation status of the indoor unit and outdoor unit power consumption measured by kWh metre.
2-3			Software	iTM energy navigator	DCM008A51	• Building energy consumption is visualised. Wasted air conditioning energy can be found out.
2-4				Di unit	DEC101A51	• 8 pairs based on a pair of ON/OFF input and abnormality input.
2-5				Dio unit	DEC102A51	• 4 pairs based on a pair of ON/OFF input and abnormality input.
3	Communication interface			*1 Interface for use in BACnet®	DMS502B51	• Interface unit to allow communications between VRV and BMS. Operation and monitoring of air conditioning systems through BACnet® communication.
3-1				Optional DIII board	DAM411B51	• Expansion kit, installed on DMS502B51, to provide 2 more DIII-NET communication ports. Not usable independently.
3-2				Optional Di board	DAM412B51	• Expansion kit, installed on DMS502B51, to provide 16 more wattmeter pulse input points. Not usable independently.
4				*2 Interface for use in LONWORKS®	DMS504B51	• Interface unit to allow communications between VRV and BMS. Operation and monitoring of air conditioning systems through LonWorks® communication.
5				Home Automation Interface Adaptor	DTA116A51	• Use of the Modbus protocol enables the connection of the VRV system with a variety of home automation systems from other manufacturers.

#### Notes:

\*1. BACnet® is a registered trademark of American Society of Heating, Refrigerating and Air-Conditioning Engineers (ASHRAE).

\*2. LonWorks® is a trademark of Echelon Corporation registered in the United States and other countries.

\*3. Installation box for ★ adaptor must be obtained locally.

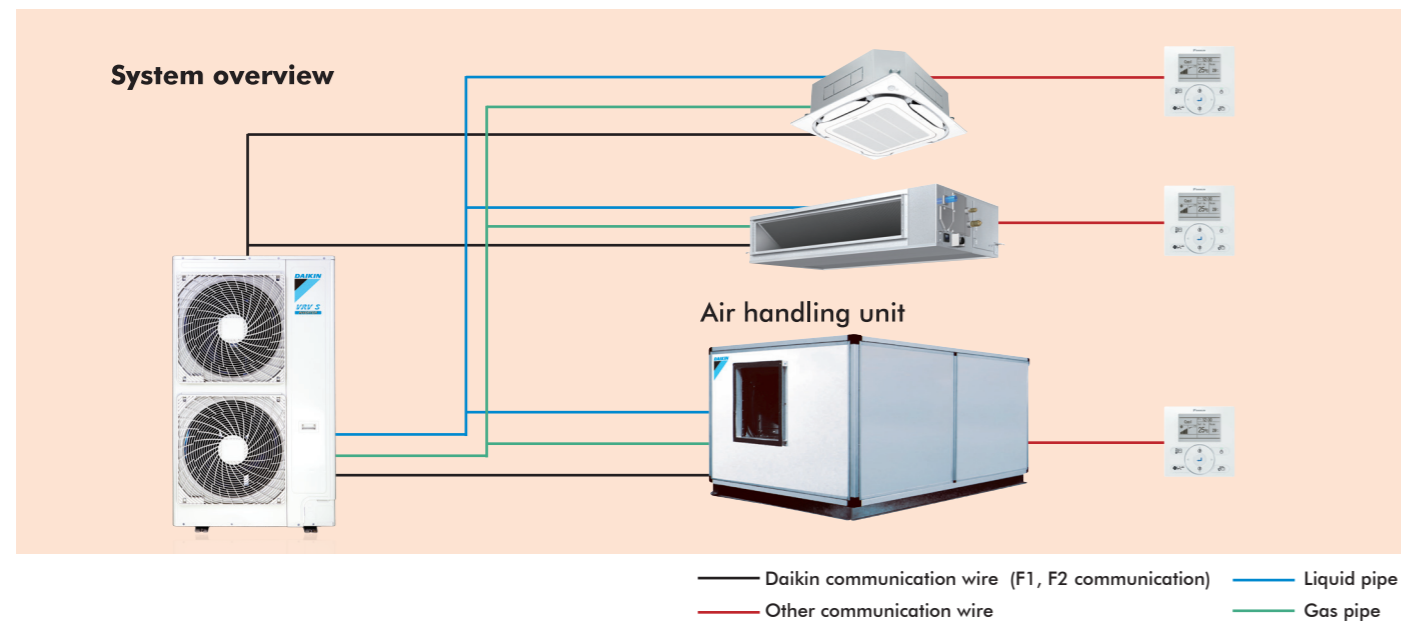
# AIR HANDLING UNIT

**Integrate your air handling unit for large size spaces such as factories and for fresh air solutions.**

Applicable with ODU  
Capacity 10 HP & 12 HP



- **Easy design and installation**
- The system is easy to design and install since no additional water systems such as boilers, tanks, gas connections, etc. are required
- Inverter controlled units
- Control of air temperature via standard Daikin wired remote control




Air handling units can be connected to VRV systems. This combination can be built to order as a system. Outdoor air series is also possible. Please contact your local sales office for details.

\*Control box and expansion valve kit are necessary for integration of AHU and VRV system.

# THE INNOVATIVE REFRIGERANT PIPING OF NEXT GENERATION

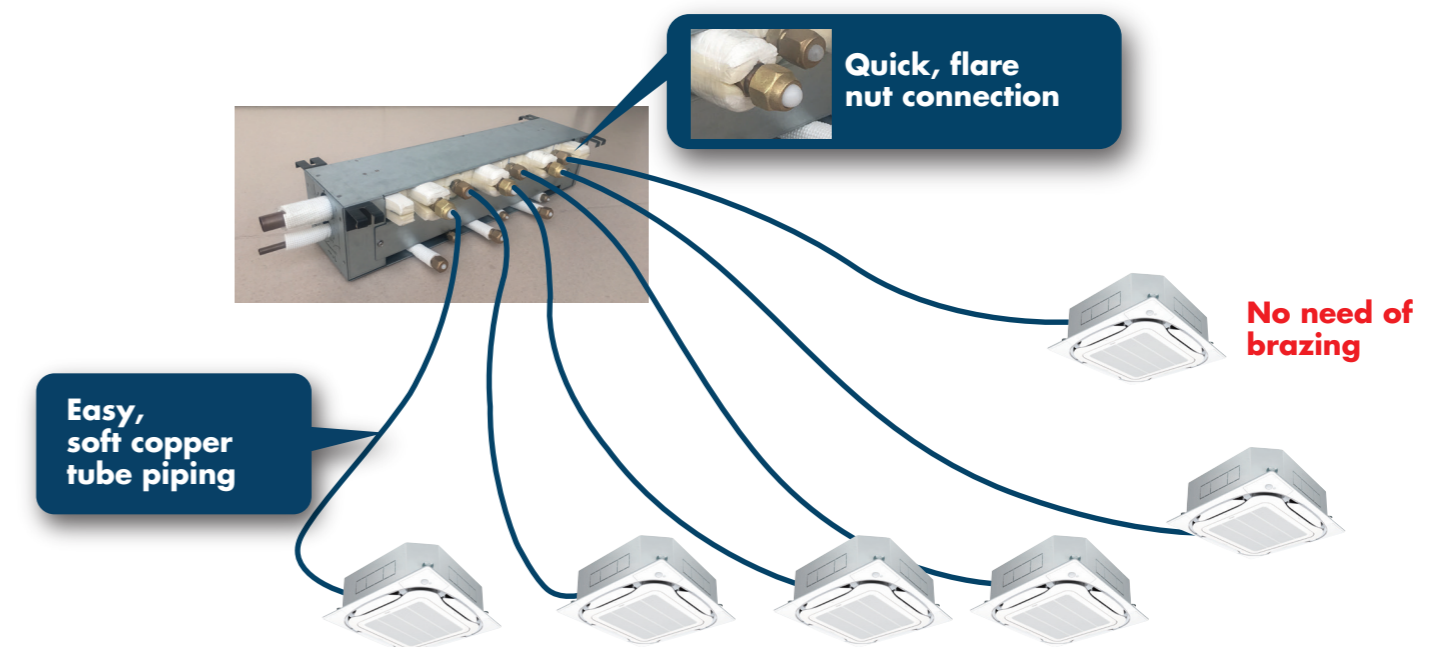
Daikin innovated Next Generation of Quality and Efficiency for VRV Installation. It offers differentiated solutions in installation. It ensures quality installation with reduction of site work.



Header Pack

## Advantage

- Installation time saving: Up to 1/3 of conventional method
- Easy to Install: Hanging points available
- Safety: Consists of flaring method and no brazing required\*
- Space saving: Head pack to Indoor unit soft drawn pipe, top side of refrigerant pipe doesn't need space for brazing torch movement
- Quality Installation: Elimination of difficult process and enhancing quality Installation



## Compact design to fit into narrow attic space

Lightweight and the compact body give minimum damage on the building structure.

## Header Pack Line-up

Model Name	HP	Piping connections (Liquid/Gas mm)		Indoor unit total capacity index
		Outdoor unit side	Indoor unit side	
BHF6RHP6	6	φ9.5/φ15.9	(φ9.5/φ15.9)x1 (φ6.4/φ12.7)x3	<150
BHF8RHP6	8	φ9.5/φ19.1	(φ9.5/φ15.9)x3 (φ6.4/φ12.7)x3	150 ≤ X < 200
BHF10RHP6	10	φ9.5/φ22.2		200 ≤ X < 290
BHF16RHP6	16	φ12.7/φ28.6		290 ≤ X < 420



# NON-BRAZED CONNECTION FOR REFRIGERANT PIPING

## Evolutionally - Advanced Feature

A combination of rubber packing and screwed metal body offers gas-tight and rigid connection without brazing. Patented "Leverage Method" mechanically holds the pipe and prevents it from pull-out.

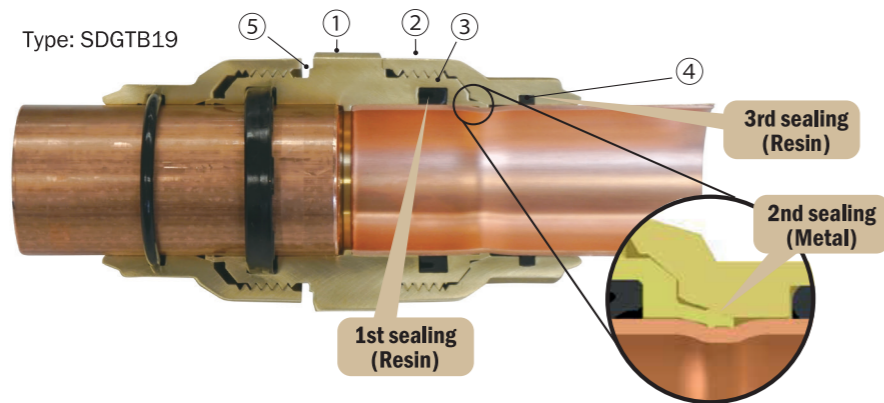


Size  $\phi$  6.4 -  $\phi$  41.3

## Mechanism


Daikin DGT is a non-brazed connection suitable for piping. Pipes can be joined easily and quickly without brazing or using any special tools. It meets stringent safety requirements and provides leak-free tightness among various substantial benefits.

- Double edged claw catches the pipe to form tight mechanical sealing
- 3 types of connectors suitable for most pipe sizes and applications
- Unique mechanical and resin sealing prevent gas leak completely.
- It is durable up to 4 times (17.2MPa) of max. operating pressure.



## System Reliability

- No risk of copper oxide or soot in pipes due to no brazing
- Prevents early compressor failure and prolongs the lifespan of air-conditioners



## Safety First

- As no brazing is required, fire hazards are completely eliminated during installation on site
- No risk of handling high pressure and flammable gas



## Time & Costs Savings

- No need to apply for hot work permit or station fire safety watchers onsite, thus saving time and cost with less administrative work
- Simple installation process also reduces installation time



## Daikin Gas-tight Joint Line up (Matching for various piping sizes)

### Standard Joints (Connecting the same pipes)

Figure	Model Name	Dimension (mm)			Weight /pc (g)
		ND	AF	L	
	SDGTB06	$\phi$ 6.4	19.0	50.4	43
	SDGTB09	$\phi$ 9.5	22.2	55	79
	SDGTB12	$\phi$ 12.7	23.8	59	113
	SDGTB15	$\phi$ 15.9	29.7	74	210
	SDGTB19	$\phi$ 19.1	35.0	76.8	273
	SDGTB22	$\phi$ 22.2	38.0	83.4	292
	SDGTB28	$\phi$ 22.6	45.0	88	515
	BDGTA34	$\phi$ 34.9	51.1	101.5	686
	BDGTA41	$\phi$ 41.3	58.3	103.5	881

### Asymmetry Joints (Connecting different size pipes)

Figure	Model Name	Dimension (mm)			Weight /pc (g)	
		ND	AF	L		
	SDGTB0906	$\phi$ 9.5-6.4	22.2	19	52.7	67
	SDGTB1209	$\phi$ 12.7-9.5	23.8	22.2	57.5	101
	SDGTB1512	$\phi$ 15.9-12.7	29.7	23.8	65	164
	SDGTB1915	$\phi$ 19.1-15.9	35	29.7	76.8	244
	SDGTB2219	$\phi$ 22.2-19.1	38	35	81.5	358
	SDGTB2522	$\phi$ 25.2-22.2	41.8	38	85.8	444
	SDGTB2825	$\phi$ 28.6-25.4	45	41.8	88.1	505
SDGTB3428	$\phi$ 34.9-28.6	51.1	45	101.5	645	



## DAIKIN AIRCONDITIONING INDIA PVT. LTD.

12<sup>th</sup> Floor, Building No. 9, Tower A, DLF Cyber City  
DLF Phase III, Gurgaon 122002, Haryana, India  
Tel: 0124-4555444, Fax: 0124-4555333

### Sales & Service Offices:

<b>Ahmedabad</b> Tel: 079-40013100	<b>Delhi</b> Tel: 011-43834400/5500	<b>Karnal</b> Tel: 01844006855	<b>Raipur</b> Tel: 0771-4911225
<b>Bengaluru</b> Tel: 080-25722336/25722337	<b>Ghaziabad</b> Tel: 0120-4205851	<b>Kolkata</b> Tel: 033-40608019/40659544	<b>Ranchi</b> Tel: 7008704566
<b>Bhubaneswar</b> Tel: 0674-2554677/76	<b>Guwahati</b> Tel: 9147165421	<b>Lucknow</b> Tel: 0522-4309858/59/60	<b>Rajkot</b> Tel: 0281-2995059
<b>Chandigarh</b> Tel: 0172-4947200/30	<b>Hyderabad</b> Tel: 040-49134283	<b>Ludhiana</b> Tel: 0161-5011122	<b>Surat</b> Tel: 0261-4404365
<b>Chennai</b> Tel: 044-40807676	<b>Indore</b> Tel: 0731-4005864	<b>Mumbai</b> Tel: 022-62321666	<b>Vijayawada</b> Tel: 0866-295222624
<b>Cochin</b> Tel: 0484-2331615	<b>Jaipur</b> Tel: 0141-2218905/906	<b>Patna</b> Tel: 8083222131/9147310520	<b>Visakhapatnam</b> Tel: 8008304466
<b>Coimbatore</b> Tel: 7540093364	<b>Jammu</b> Tel: 8194990333	<b>Pune</b> Tel: 020-47248158	

### Customer Contact Centre:

 Say "Hi" at 987 140 9300  
Customer Support no.: 1860 180 3900/011-40319300  
Email: [customerservice@daikinindia.com](mailto:customerservice@daikinindia.com)  
Visit us at: [www.daikinindia.com](http://www.daikinindia.com)

### Follow us on:

-  [www.facebook.com/daikinindia](https://www.facebook.com/daikinindia)
-  [www.twitter.com/daikinindia](https://www.twitter.com/daikinindia)
-  [www.instagram.com/daikinindia](https://www.instagram.com/daikinindia)
-  [in.company/daikin-airconditioning-india-pvt.-ltd.](https://in.company/daikin-airconditioning-india-pvt.-ltd.)
-  [www.youtube.com/user/DaikinACIndia](https://www.youtube.com/user/DaikinACIndia)

### Disclaimer

As a continuing policy of product innovation at Daikin, the design and specifications are subject to change without prior notice. The visuals of the products in the brochure are representative only, actual products might differ from the ones shown.

'Products mentioned in this brochure comply with RoHS regulations as per E-waste (Management & Handling) Rules, 2011 and should not be mixed with general household waste at the end of their useful life.' For more details kindly visit our website [www.daikinindia.com](http://www.daikinindia.com) or contact our customer care centre at 011-40319300 / 1860 180 3900.